

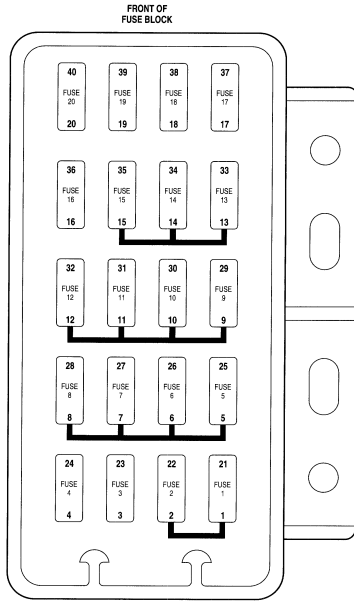
Component Procedures: Fuse

Table of Contents

1. Connector Views (itype_47)
2. Electrical (OE) (itype_21)
3. All Technical Service Bulletins (itype_100)
4. Repair Tips (itype_110)

Component Procedures: Fuse

Connector Views (itype_47)



J99W/5

TJ001102

FUSES

FUSE NO.	AMPS	FUSED CIRCUIT	FEED CIRCUIT
1	20A	F34 18TNBK	A6 12FD6K
2	20A	F32 18PKDOB	
3	10A	E2 200R	E1 18TN
		E2 200R	
4	10A	Z1 20BK	M23 20TUBK
		Z1 20BK	M23 20TUBK
5	10A	F23 18B9YL	
6	20A	V23 18R9PK	A22 12BK0R
7	10A	F20 20VTWT	
8	10A	F24 20RDGG	
9	10A	F14 18LGYL	A21 14DB
		F14 18LGYL	
10	10A	G6 200BWT	A21 14DB
		G6 200BWT	
11	10A	F12 20RD/LG	
12	10A	F15 20DB	A31 14BKDDG
		F15 20DB	
13	10A	L5 20BK/GY	
14	20A	V6 18PK0BK	
15	10A	X12 09PK	
16	-	-	-
17	10A	F81 200BRD	C15 14BK0WT
18	15A	A18 18DC0BK	F30 12R0PK
19	20A	F38 18LB	F22 12WT0PK
		F38 18LB	
20	20A	T141 14YLRD	A41 14YL

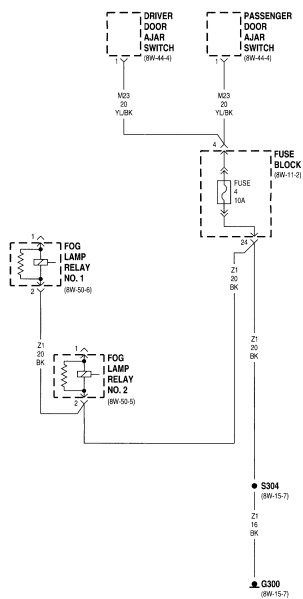
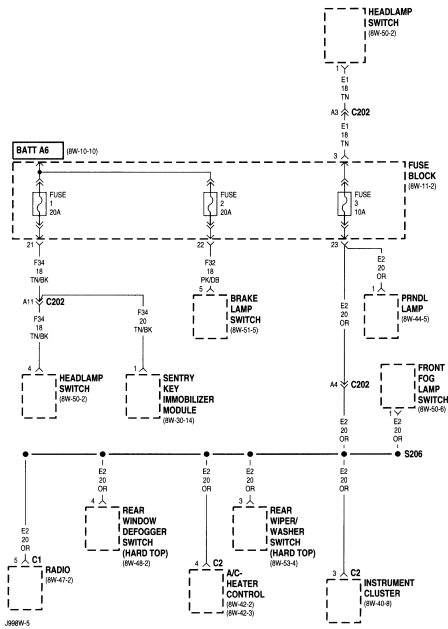
■ FOG LAMPS

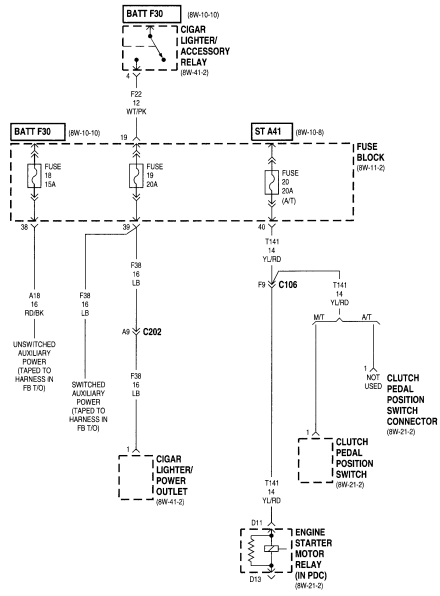
• AT

TJ001103

J99W/5

Electrical (OE) (itype_21)





999W-5

TJ001110

All Technical Service Bulletins (itype_100)

Tsbs

- DTC's - Caused By Open Fuses (18-09-99, 1999/05/21)

Repair Tips (itype_110)

Tsbs

- DTC's - Caused By Open Fuses (18-09-99, 1999/05/21)