

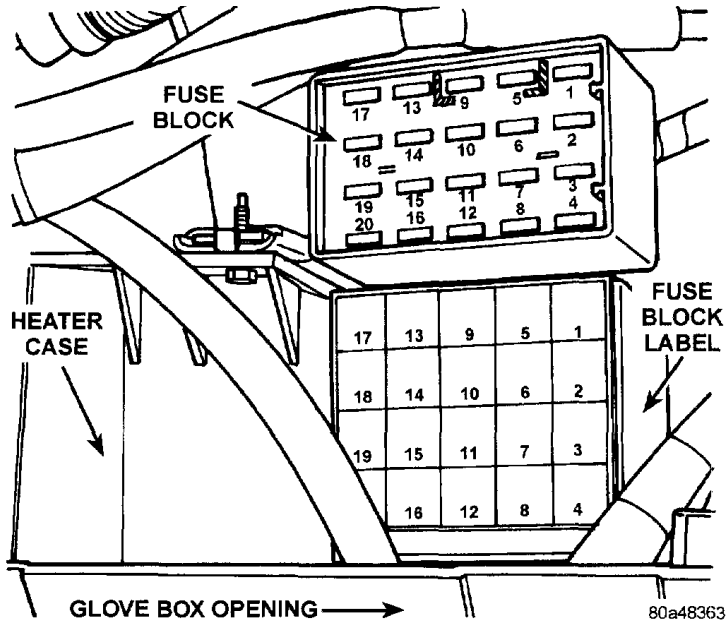
Component Procedures: Fuse Block

Table of Contents

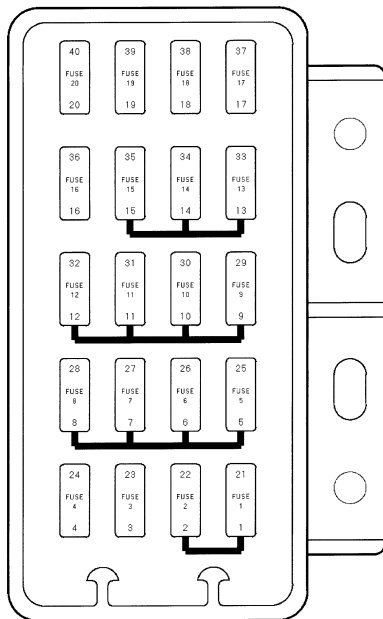
1. Components (itype_392)
2. Fuseblock Module & Relay Bank (Article 2050236)
3. Electrical (OE) (itype_21)
4. Components (itype_32)
5. Procedures (itype_376)
6. Technician Safety Information (itype_15)
7. Mechanical (including Torque) (itype_28)

Component Procedures: Fuse Block

Components (itype_392)



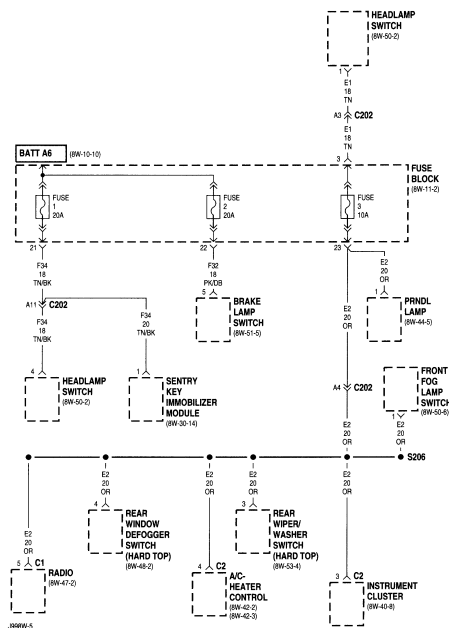
Fuseblock Module & Relay Bank (Article 2050236)



FUSES

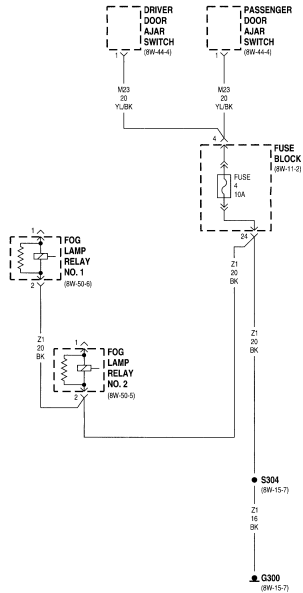
FUSE NO.	AMPS	FUSED CIRCUIT	FEED CIRCUIT
1	20A	F34 18TN/BK	A6 12RD/BK
2	20A	F32 18PK/DB	A6 12RD/BK
3	10A	E2 20OR	E1 18TN
3	10A	E2 20OR	E1 18TN
4	10A	Z1 20BK	M23 20YL/BK
4	10A	Z1 20BK (FOG LAMPS)	M23 20YL/BK
5	10A	F23 18DB/YL	A22 12BK/OR
6	20A	V23 18BR/PK	A22 12BK/OR
7	10A	F20 20VT/WT	A22 12BK/OR
8	10A	F24 20RD/DG	A22 12BK/OR
9	10A	F14 18LG/YL	A21 14DB
9	10A	F14 18LG/YL	A21 14DB
10	10A	G5 20DB/WT	A21 14DB
10	10A	G5 20DB/WT	A21 14DB
11	10A	F12 20RD/LG	A21 14DB
12	10A	F15 20DB	A21 14DB
12	10A	F15 20DB	A21 14DB
13	10A	L5 20BK/GY	A31 14BK/DG
14	20A	V6 18PK/BK	A31 14BK/DG
15	10A	X12 2PK	A31 14BK/DG
16	-	-	-
17	10A	F81 20DB/RD	C15 14BK/WT
18	15A	A18 16RD.BK	F30 12RD/PK
19	20A	F38 16LB	F22 12WT/PK
19	20A	F38 16LB	F22 12WT/PK
20	20A	T141 14YL/RD	A41 14YL

Electrical (OE) (itype_21)



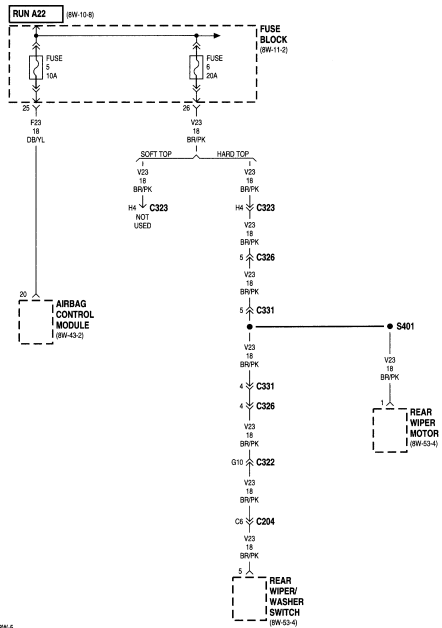
000000-5

TJ001104



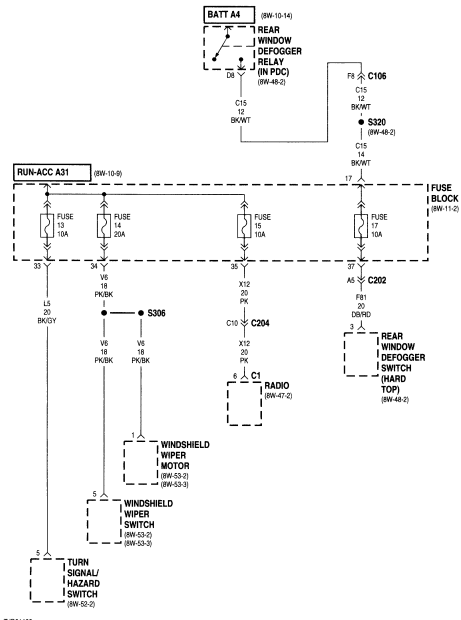
TJ001105

J99RW-5



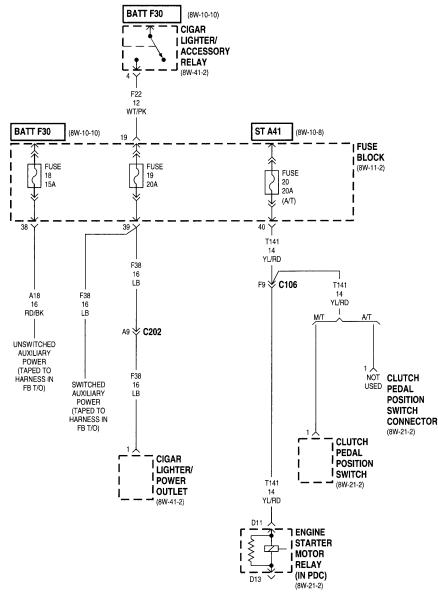
J99RW-5

TJ001106



TJ001109

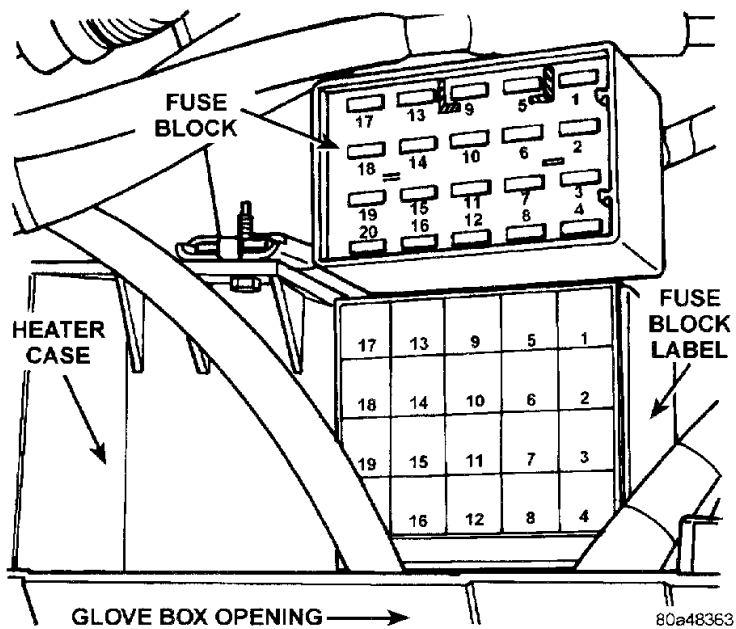
399W-5



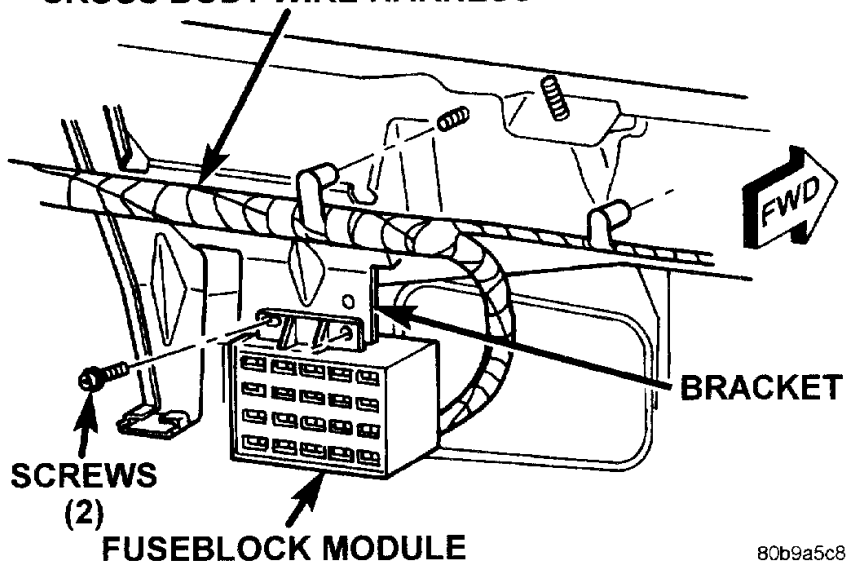
399W-5

TJ001110

Components (itype_32)



CROSS BODY WIRE HARNESS



Procedures (itype_376)

