

Component Procedures: Spark Plug

Table of Contents

1. Parts and Labor (itype_189)
2. Components (itype_389)
3. Components (itype_392)
4. Removal and Installation (Article 2045531)
5. Gap (Article 2044027)
6. Torque (Article 2044026)
7. All Technical Service Bulletins (itype_100)
8. Component Tests and General Diagnostics (itype_383)
9. Emissions (itype_106)

Component Procedures: Spark Plug

Parts and Labor (itype_189)

Labor

Operation	Qualifier Path	Skill	Std Hrs	Wty Hrs
Replace	Spark Plugs, R&R	B	0.5	0.3

Components (itype_389)

Plug Type RC12ECC

Components (itype_392)

SYSTEM OPERATION

All engines use resistor type

spark plugs

. Remove the

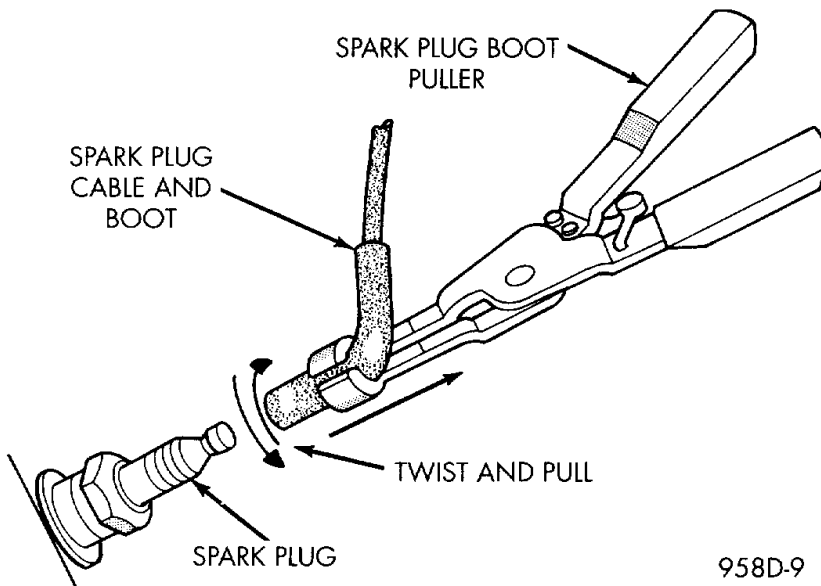
spark plug

s and examine them for burned electrodes and fouled, cracked or broken porcelain insulators. Keep plugs arranged in the order in which they were removed from the engine. A single plug displaying an abnormal condition indicates that a problem exists in the corresponding cylinder.

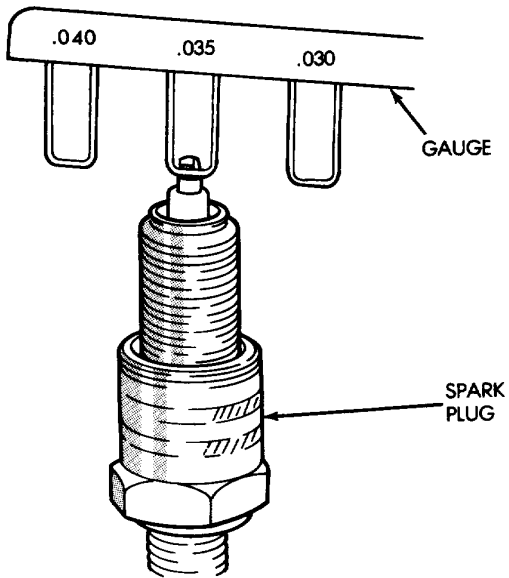
Spark plugs that have low milage may be cleaned and reused if not otherwise defective, carbon or oil fouled.

Refer to the Spark Plug Condition.

Removal and Installation (Article 2045531)



958D-9



J908D-10

Gap (Article 2044027)

Gap 0.90 mm (0.035 in)

Torque (Article 2044026)

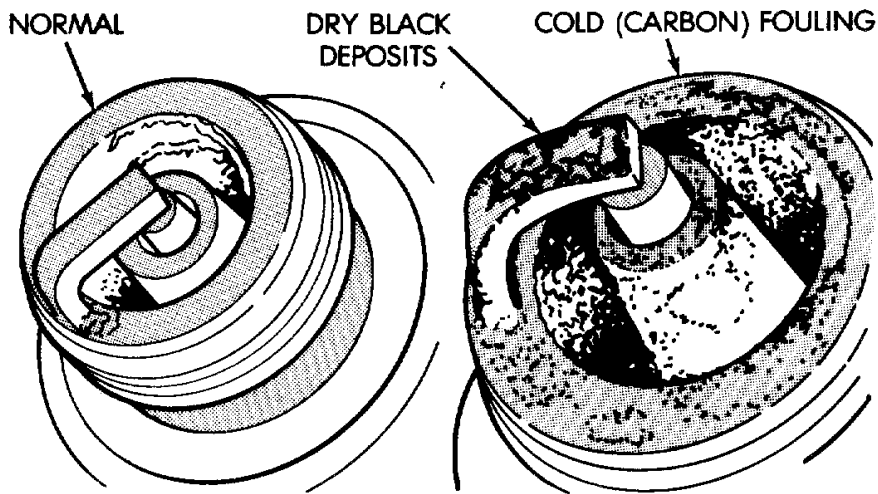
Torque 35-41 Nm (26-30 lb-ft)

All Technical Service Bulletins (itype_100)

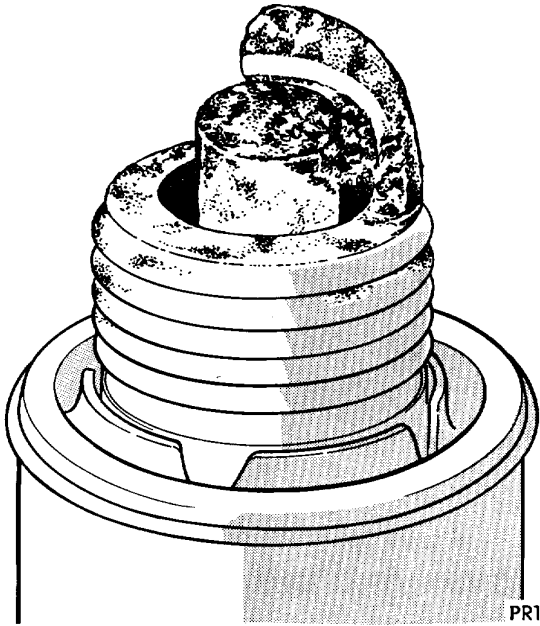
Tsbs

- Recall - Spark Plug Defect (8061, 1998/12/01)
- Recall - Spark Plugs (8062, 1998/12/01)

Component Tests and General Diagnostics (itype_383)




J908D-15



PR1673

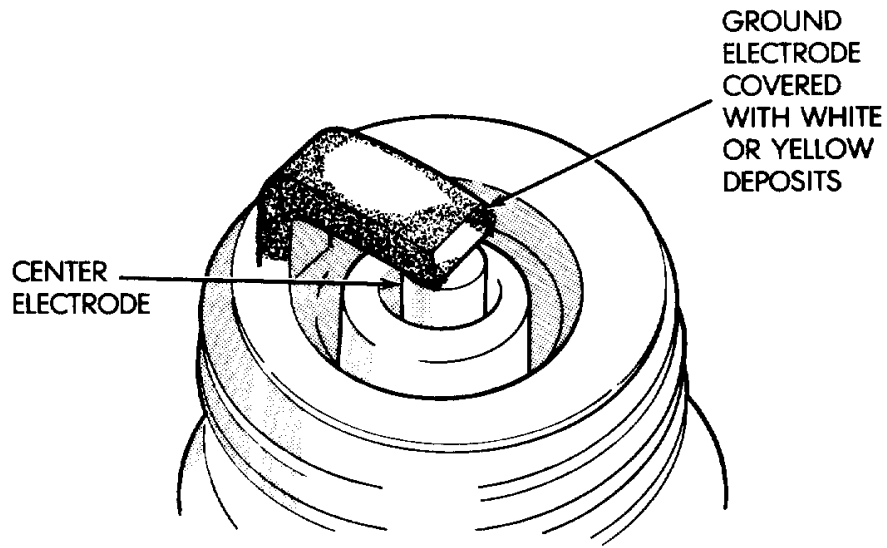
GROUND
ELECTRODE



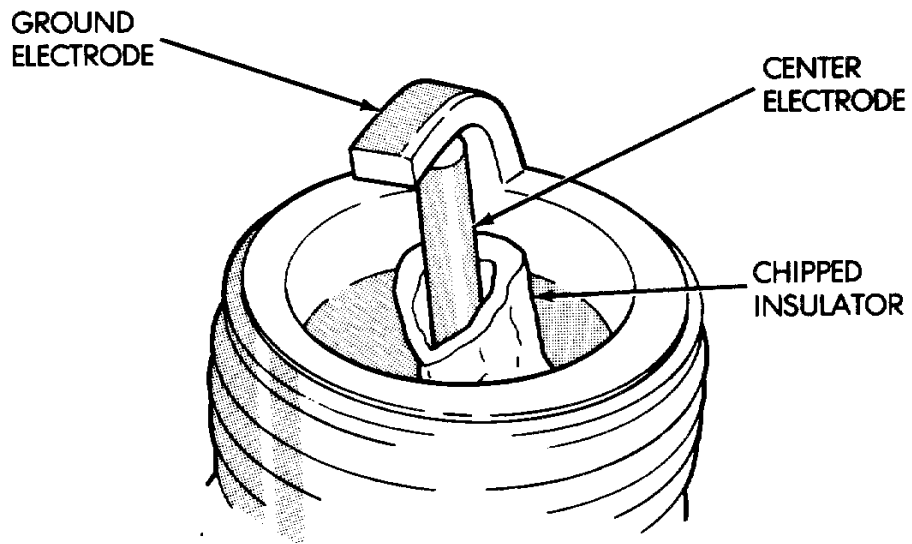
DEPOSITS

CENTER
ELECTRODE

J908D-11

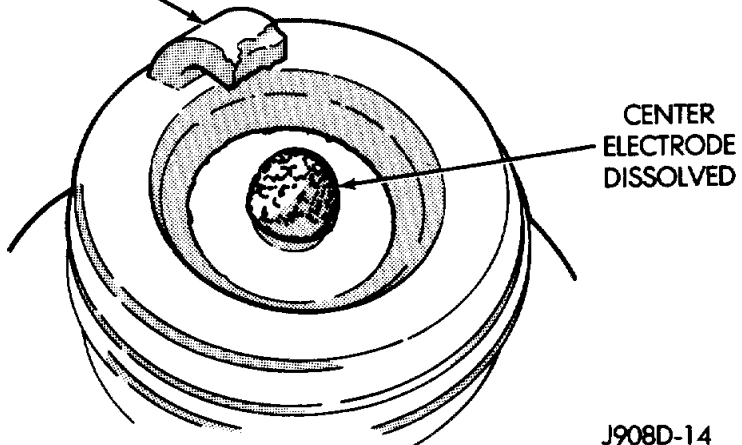


J908D-12



J908D-13


GROUND
ELECTRODE
STARTING
TO DISSOLVE



CENTER
ELECTRODE
DISSOLVED

J908D-14

BLISTERED
WHITE OR
GRAY
COLORED
INSULATOR



J908D-16

Emissions (itype_106)

Tsbs

- Recall - Spark Plug Defect (8061, 1998/12/01)
- Recall - Spark Plugs (8062, 1998/12/01)