

Component Procedures: Vacuum Brake Booster

Table of Contents

1. Parts and Labor (itype_189)
2. Vacuum Booster Operation (Article 2026372)
3. Vacuum Booster Replacement (Article 2026189)
4. Torque Specifications (Article 2025445)
5. Component Tests and General Diagnostics (itype_383)

Component Procedures: Vacuum Brake Booster

Parts and Labor (itype_189)

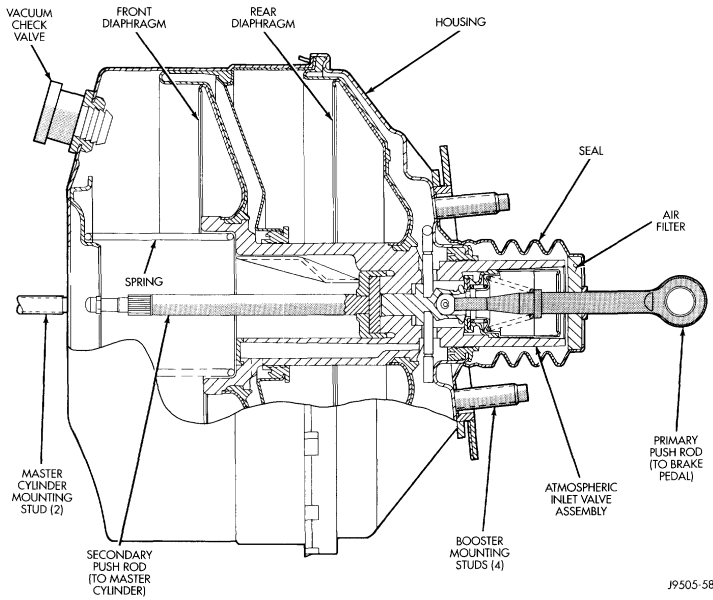
Parts

Qualifier	Part #	Name	Price	Note
Hydraulic System > Brake Boo?	4798158	Power Brake Booster	212.00	

Labor

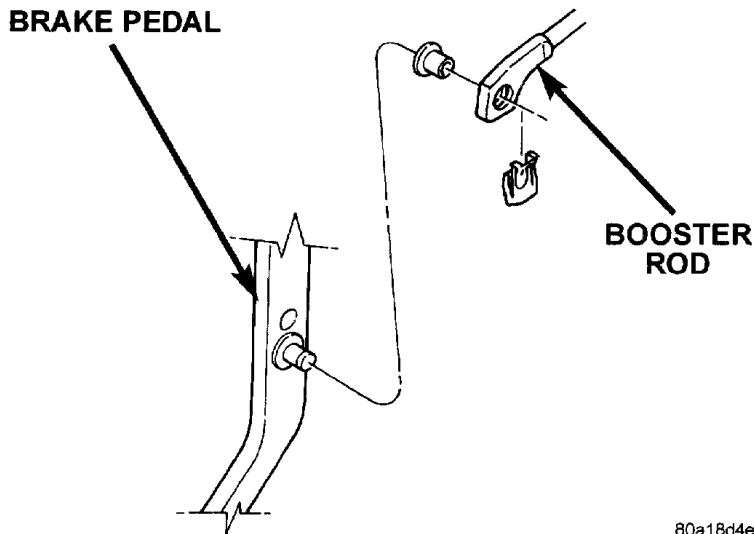
Operation	Qualifier Path	Skill	Std Hrs	Wty Hrs
Replace	Brake Booster, R&R	B	1.3	0.4

Vacuum Booster Operation (Article 2026372)

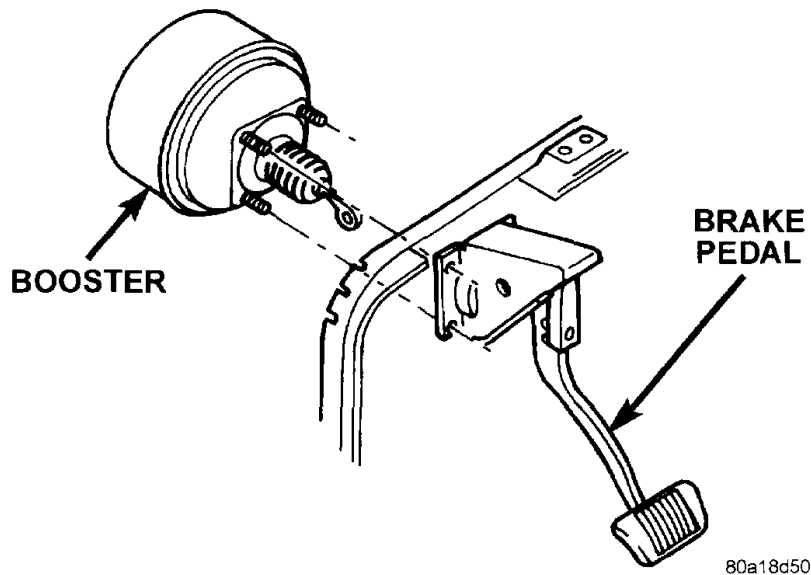


J9505-58

Vacuum Booster Replacement (Article 2026189)



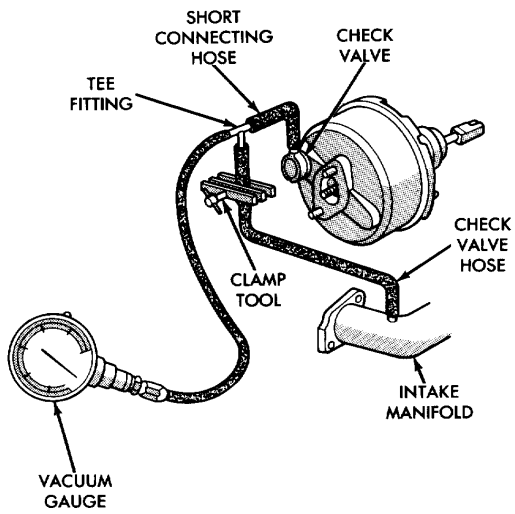
80a18d4e



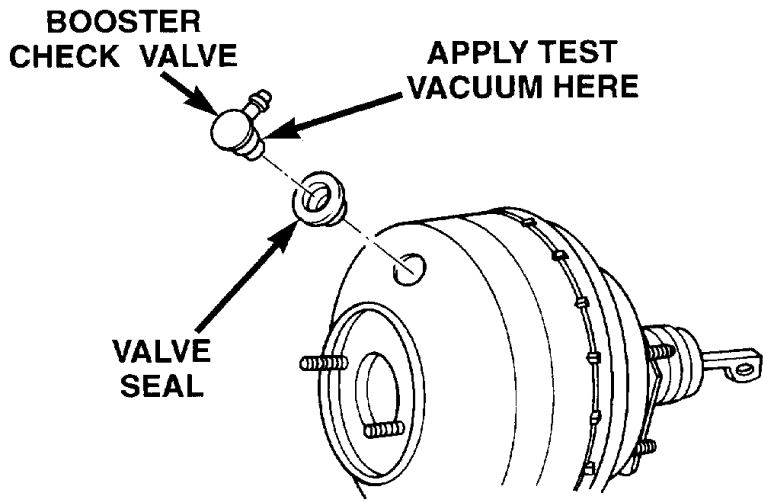
Torque Specifications (Article 2025445)

Mounting Nuts 39 Nm (29 ft. lbs.)

Component Tests and General Diagnostics (itype_383)



J9005-81



8031e866