

# Component Procedures: Hazard Warning Flasher

## Table of Contents

1. Parts and Labor (itype\_189)
2. Components (itype\_392)
3. Components (itype\_32)
4. Procedures (itype\_376)
5. Technician Safety Information (itype\_15)
6. Mechanical (including Torque) (itype\_28)

# Component Procedures: Hazard Warning Flasher

## Parts and Labor (itype\_189)

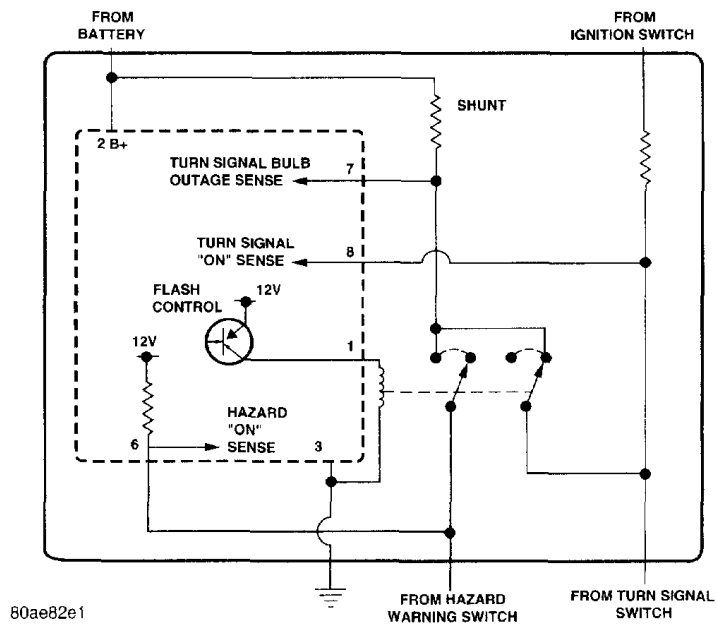
### Parts

Qualifier	Part #	Name	Price	Note
Flasher	56009339	Turn Signal Flasher Un?	0.00	
Hazard Flasher	56021551	Turn Signal Flasher Un?	58.60	

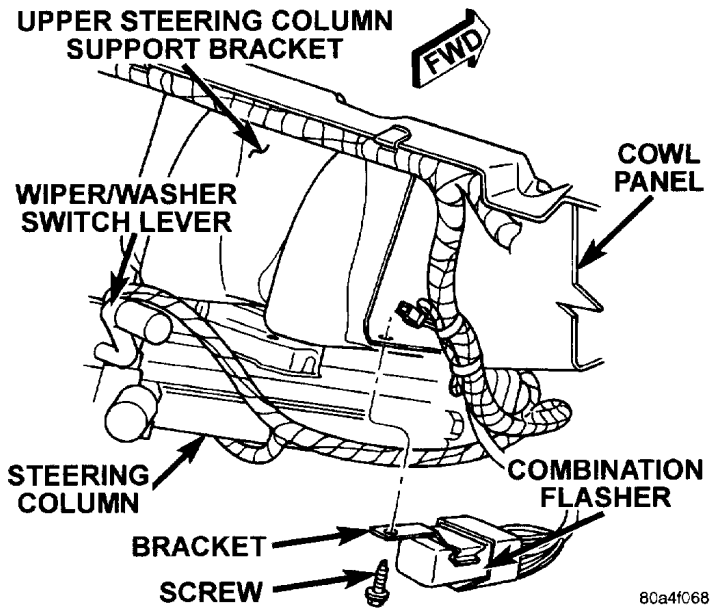
### Labor

Operation	Qualifier Path	Skill	Std Hrs	Wty Hrs
Replace	Flasher	C	0.4	0.3
Replace	Hazard Flasher	C	0.4	0.2

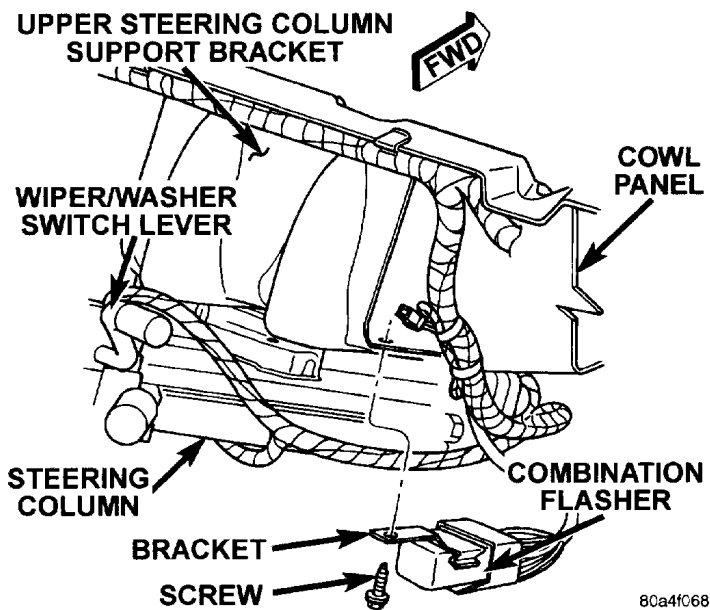
## Components (itype\_392)



## Components (itype\_32)



### Procedures (itype\_376)



### Technician Safety Information (itype\_15)

WARNING: ON VEHICLES EQUIPPED WITH AIRBAGS, REFER TO RESTRAINT SYSTEMS / AIRBAG SYSTEMS BEFORE ATTEMPTING A STEERING WHEEL, STEERING COLUMN, OR INSTRUMENT PANEL COMPONENT DIAGNOSIS OR SERVICE. FAILURE TO TAKE THE PROPER PRECAUTIONS COULD RESULT IN ACCIDENTAL AIRBAG DEPLOYMENT AND POSSIBLE PERSONAL INJURY

### Mechanical (including Torque) (itype\_28)

Tighten the screw that secures the combination flasher and bracket to the upper steering column mounting bracket screw to 4 Nm (35 in. lbs.)