

Component Procedures: Fuse

Table of Contents

1. Electrical (OE) (itype_21)
2. Fuses and Relays (Article 1422882)
3. Fuse Block (Article 1422883)

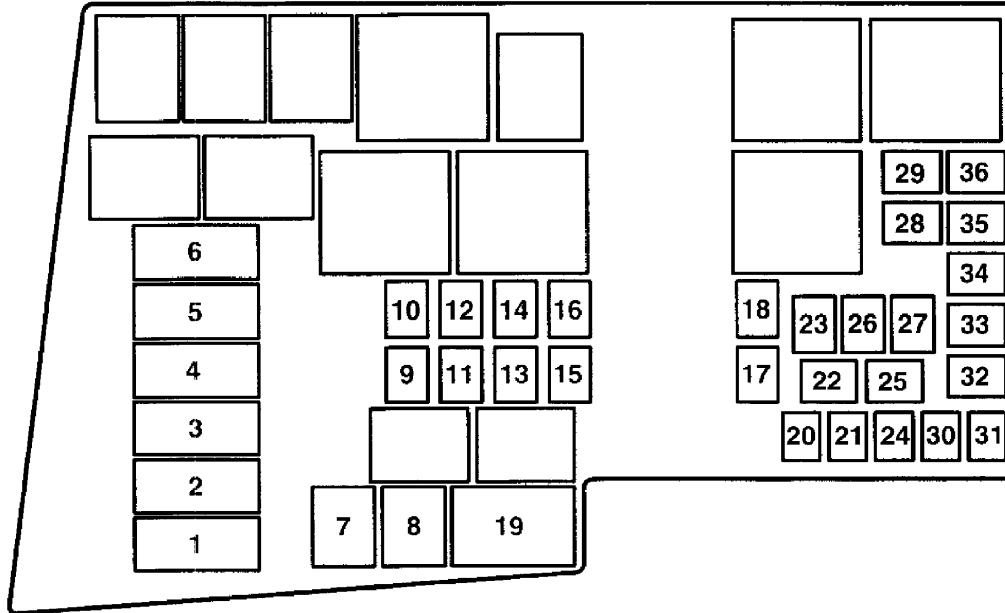
Component Procedures: Fuse

Electrical (OE) (itype_21)

For information regarding diagrams for this component, please refer to Power and Ground Distribution Diagrams.

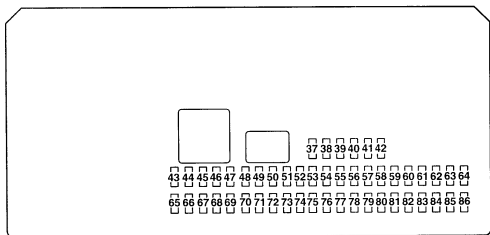
See: Power and Ground Distribution > Electrical

Fuses and Relays (Article 1422882)



DESCRIPTION	FUSE RATING	PROTECTED COMPONENT	
1	FAN	40A	Cooling fan
2	P/ST	80A	Power steering
3	BTN	40A	For protection of various circuits
4	HEAD	40A	Headlights
5	PTC	—	—
6	GLOW	—	—
7	ABS 1	30A	ABS*, DSC*
8	ABS 2	20A	ABS*, DSC*
9	ENGINE	30A	For protection of various circuits
10	—	—	—
11	IG KEY 1	30A	Ignition switch
12	STARTER	20A	Starter clutch
13	IG KEY 2	30A	Ignition switch
14	GLOW 1	—	—
15	HEATER	40A	Blower motor
16	GLOW 2	—	—
17	DEFOG	40A	Rear window defroster
18	AUDIO	30A	Audio system (BOSE® Sound System-equipped model)
19	ABS IG	10A	ABS*, DSC*
20	FOG	15A	Front fog lights*
21	HORN	15A	Horn
22	DRL	10A	DRL*
23	H/CLEAN	—	—
24	F/PUMP	15A	Fuel pump
25	P/ST IG	10A	Power steering
26	A/C MAG	10A	Air conditioner*
27	ALT/TCM	10A/15A	TCM*
28	GLOW SIG	—	—
29	P.OUTLET	—	Power outlet
30	ENG +B	10A	PCM
31	ROOM	15A	Interior lights
32	ENG BAR 4	10A	O ₂ sensors*
33	ENG BAR 3	10A	O ₂ sensors
34	EGI INJ	10A	Injector
35	ENG BAR 1	10A	For protection of various circuits
36	ENG BAR 2	10A	PCM, Fuel pump

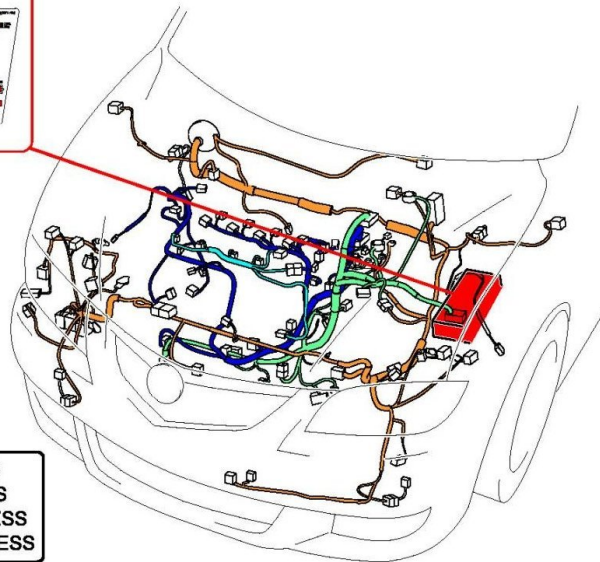
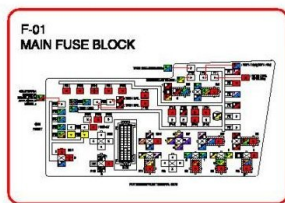
DESCRIPTION	FUSE RATING	PROTECTED COMPONENT
1	FAN	70A
2	---	---
3	BTN	40A
4	HEAD	40A
5	F/PUMP	30A
6	---	---
7	ABS 1	30A
8	ABS 2	20A
9	ENGINE	30A
10	INJECTOR	30A
11	IG KEY1	30A
12	STATER	20A
13	IG KEY2	30A
14	---	---
15	HEATER	40A
16	---	---
17	DEFOG	40A
18	AUDIO	30A
19	ABS IG	10A
20	FOG	15A
21	HORN	15A
22	DRL	10A
23	H/CLEAN	---
24	ETC	10A
25	---	---
26	A/C MAG	10A
27	---	---
28	---	---
29	P OUTLET	15A
30	ENG + B	10A
31	ROOM	15A
32	---	---
33	ENG BAR 3	10A
34	---	---
35	ENG BAR 1	15A
36	ENG BAR 2	10A



DESCRIPTION	FUSE RATING	PROTECTED COMPONENT
37	D/LOCK 2	15A
38	STOP LAMP/HORN	10A
39	HEAD HIGH L	10A
40	HEAD HIGH R	10A
41	---	---
42	---	---
43	CIGAR	15A
44	RADIO	7.5A
45	MIRROR	10A
46	TAIL R	7.5A
47	OBD	10A
48	---	---
49	TR/LOCK	---
50	---	---
51	---	---
52	SUN ROOF	20A
53	WASHER	20A
54	---	---
55	P/WIND R	---

	DESCRIPTION	FUSE RATING	PROTECTED COMPONENT
56	P/WIND L	—	—
57	ALARM	—	—
58	M/DEF	7.5A	Mirror Defroster *
59	—	—	—
60	HEAD LOW R	15A	Headlight low beam (RH), Headlight leveling
61	HEAD LOW L	15A	Headlight low beam (LH)
62	—	—	—
63	—	—	—
64	—	—	—
65	SAS	10A	Supplemental restraint system
66	METER	10A	Instrument cluster, Immobilizer system
67	IGNITION	20A	ABS *, DSC *, Power steering
68	WIPER	20A	Windshield wiper and washer
69	ENGINE	20A	For protection of various circuits
70	IG SIG	10A	Auto wiper *, Power window switch *
71	SAS 2	7.5A	Seat weight sensor
72	—	—	—
73	—	—	—
74	SEAT WARM	20A	Seat warmer *
75	D/LOCK 1	25A	Power door lock *
76	A/C	10A	Air conditioner *, Heater control unit
77	P/WIND L	30A	Power window (LH) *
78	P/WIND R	30A	Power window (RH) *
79	BACK	10A	Reverse lights
80	SUN ROOF	7.5A	Moonroof *
81	TAIL L	7.5A	Taillight (LH), Parking light (LH)
82	ILLUMI	7.5A	Illumination
83	—	—	—
84	—	—	—
85	—	—	—
86	—	—	—

Fuse Block (Article 1422883)



EXCEPT L3 WITH TC

L3 WITH TC

- : FRONT HARNESS
- : ENGINE HARNESS
- : EMISSION HARNESS
- : INJECTION HARNESS