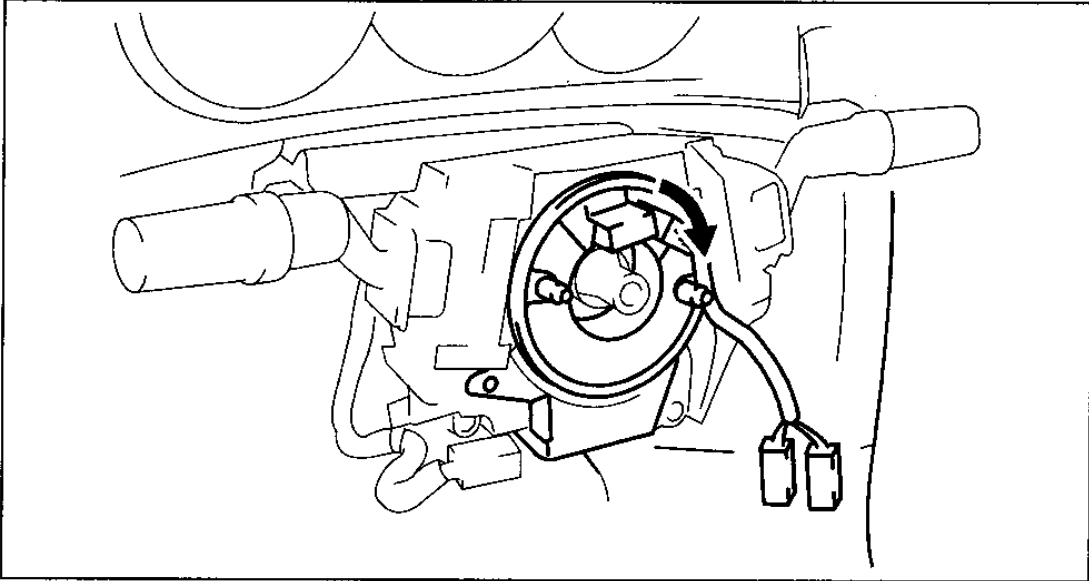


Component Procedures: Clockspring Assembly / Spiral Cable

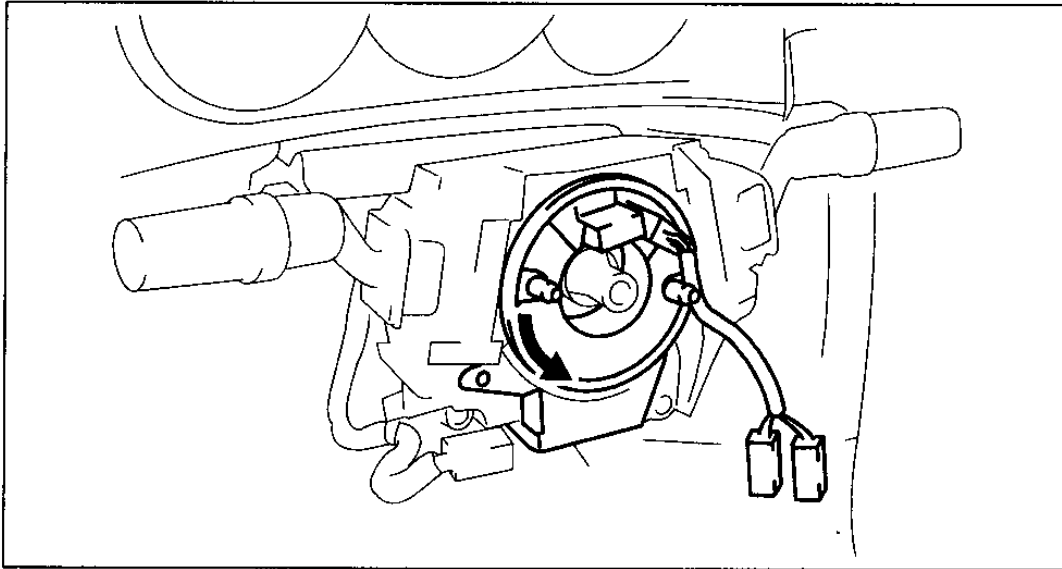
Table of Contents

1. Adjustments (itype_5)
2. Parts and Labor (itype_189)
3. Components (itype_32)
4. Removal and Replacement (itype_401)
5. Component Tests and General Diagnostics (itype_383)

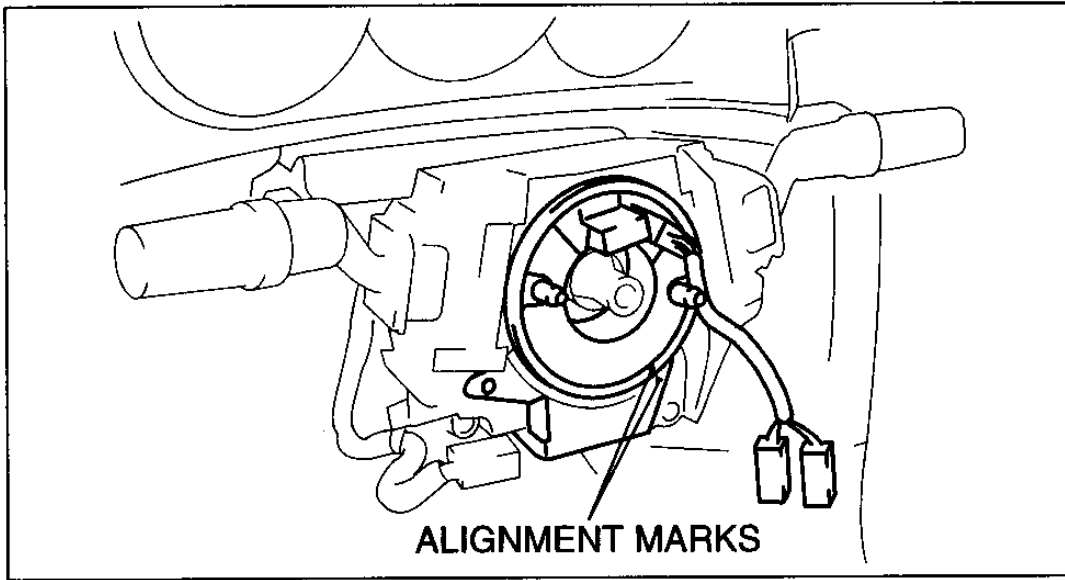
Component Procedures: Clockspring Assembly / Spiral Cable Adjustments (itype_5)



B3E0810W013



B3E0810W014



B3E0810W043

Parts and Labor (itype_189)

Parts

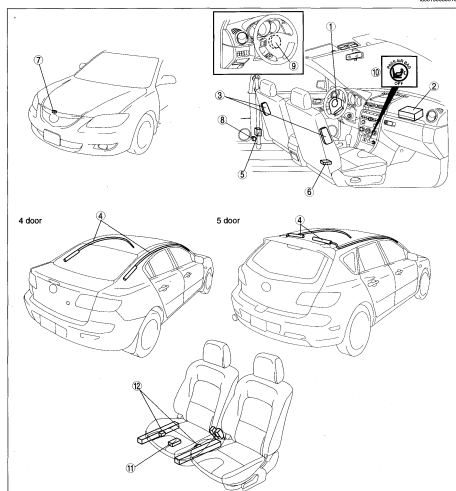
Qualifier	Part #	Name	Price	Note
Clockspring	BP4K66CS0	Clockspring	298.09	

Labor

Operation	Qualifier Path	Skill	Std Hrs	Wty Hrs
Replace	Clockspring, R&R	B	0.8	0.5

Components (itype_32)

LOCATION INDEX



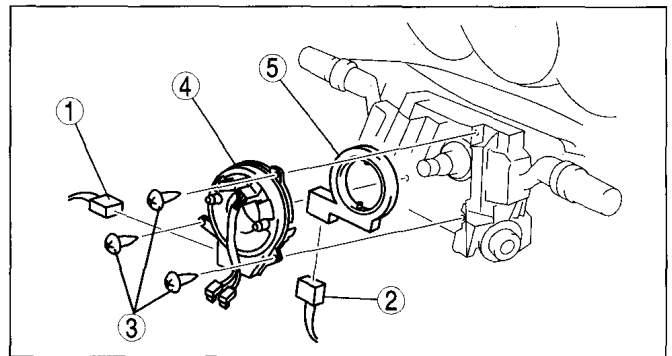
1	Driver-side air bag module	3	Side air bag module
2	Passenger-side air bag module	4	Curtain air bag module

5	Pre-tensioner seat belt
6	SAS control module
7	Crash zone sensor
8	Side air bag sensor

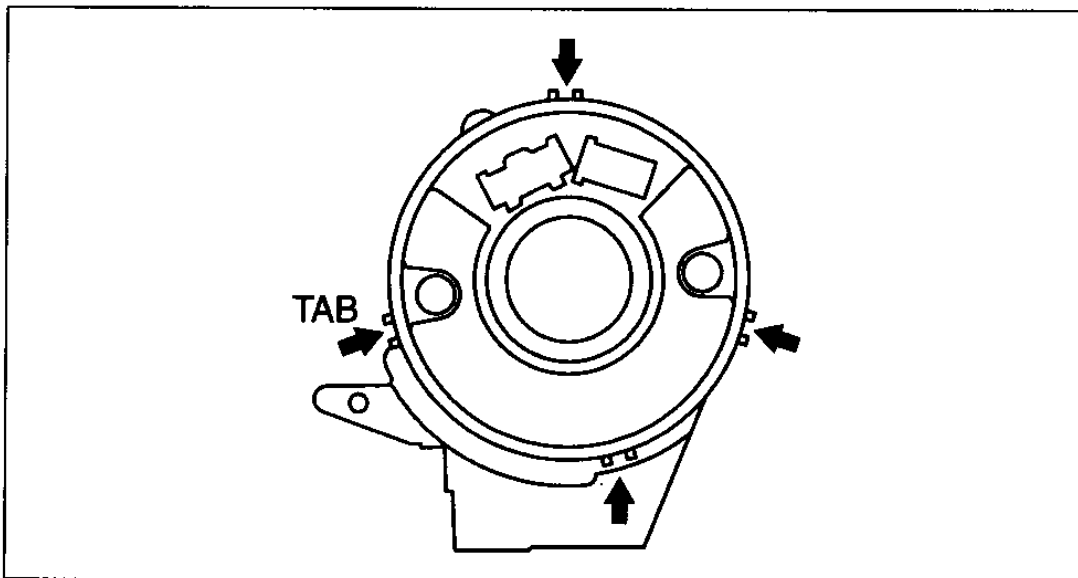
9	Clock spring
10	Passenger air bag deactivation (PAD) indicator
11	Seat weight sensor control module
12	Seat weight sensor

Removal and Replacement (itype_401)

1	Clock spring connector
2	Steering angle sensor connector (With steering angle sensor)
3	Screw
4	Clock spring
5	Steering angle sensor (With steering angle sensor)



am3uuw000081



am3uuw000082

Component Tests and General Diagnostics (itype_383)

