

# **Component Procedures: Steering Angle Sensor**

## **Table of Contents**

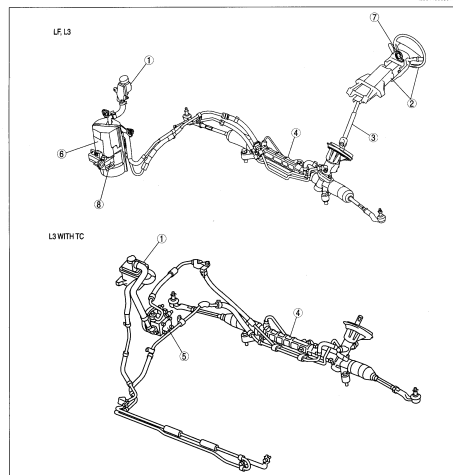
1. Steering Location Index (Article 1420694)
2. Steering Angle Sensor Removal/Installation (Article 1463580)
3. Steering Angle Sensor Inspection (Article 1419281)

# Component Procedures: Steering Angle Sensor

## Steering Location Index (Article 1420694)

STEERING LOCATION INDEX

000140280100



1	Power steering fluid (See POWER STEERING FLUID INSPECTION.)	4	Steering gear and linkage (See STEERING GEAR AND LINKAGE REMOVAL/INSTALLATION.) (See STEERING GEAR AND LINKAGE DISASSEMBLY.) (See STEERING GEAR AND LINKAGE ASSEMBLY.)
2	Steering wheel and column (See STEERING WHEEL AND COLUMN INSPECTION.) (See STEERING WHEEL AND COLUMN REMOVAL/INSTALLATION.)	5	Power steering oil pump (L3 WITH TC) (See POWER STEERING OIL PUMP REMOVAL/INSTALLATION (L3 WITH TC).) (See POWER STEERING OIL PUMP DISASSEMBLY/ASSEMBLY (L3 WITH TC).)
3	Steering shaft (See STEERING SHAFT INSPECTION.)		

6	Electric power steering oil pump (LF, L3) (See ELECTRIC POWER STEERING OIL PUMP REMOVAL/INSTALLATION [LF, L3].)
7	Steering angle sensor (LF, L3) (See CLOCK SPRING REMOVAL/INSTALLATION.) (See STEERING ANGLE SENSOR INSPECTION.)

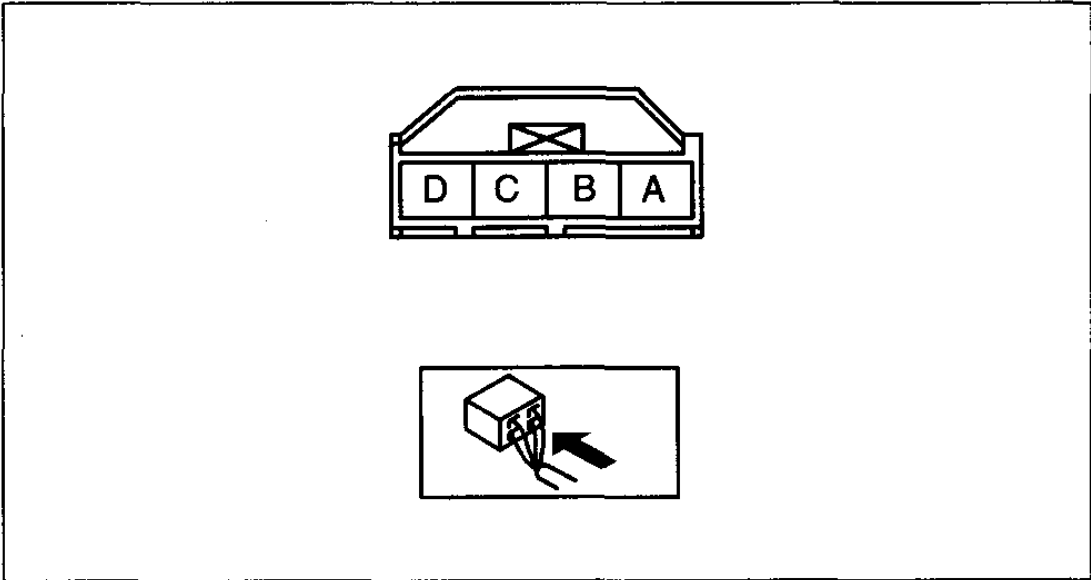
8	EHPAS control module (LF, L3) (See ELECTRO HYDRAULIC POWER ASSIST STEERING (EHPAS) CONTROL MODULE INSPECTION [LF, L3].) (See ELECTRO HYDRAULIC POWER ASSIST STEERING (EHPAS) CONTROL MODULE CONFIGURATION [LF, L3].)
---	--

## Steering Angle Sensor Removal/Installation (Article 1463580)

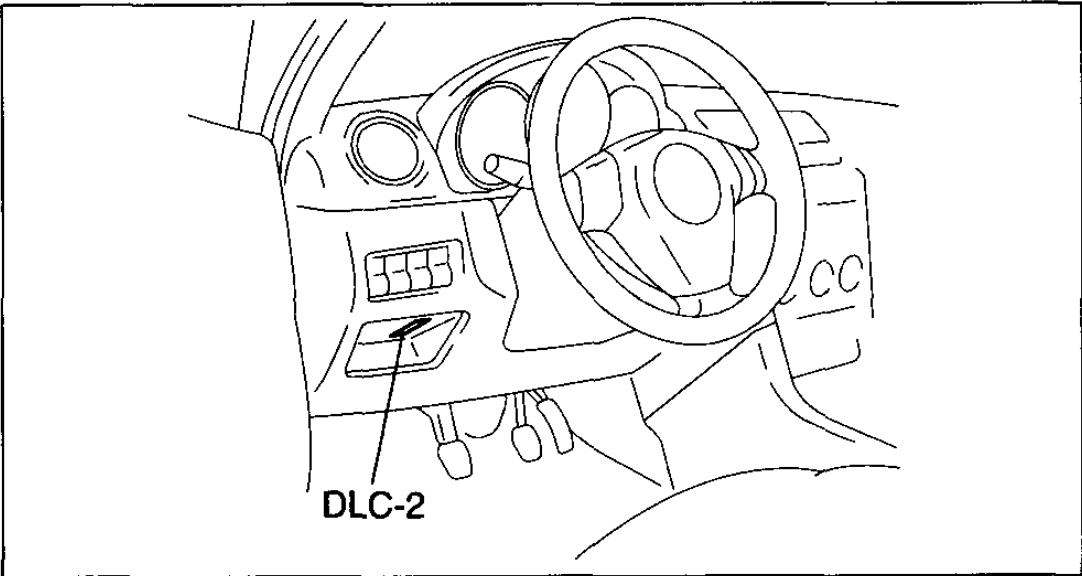
### STEERING ANGLE SENSOR REMOVAL/INSTALLATION

1. When removing or installing the steering angle sensor, refer to the clock spring removal/installation procedure.

## Steering Angle Sensor Inspection (Article 1419281)



am3zzw0000168



am3zzw0000168