

# **Component Procedures: Drive/Propeller Shafts, Bearings and Joints**

## **Table of Contents**

1. Driveline/Axle Technical Data (Article 1454366)
2. Driveline/Axle SST (Article 1450311)

# Component Procedures: Drive/Propeller Shafts, Bearings and Joints

## Driveline/Axle Technical Data (Article 1454366)

### DRIVELINE/AXLE TECHNICAL DATA













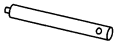






id035000800100

Item	Specification
Maximum front wheel bearing play	0.05 mm {0.002 in}
Maximum rear wheel bearing play	0.05 mm {0.002 in}
Front drive shaft standard length	LF and L3 (ATX (RH)): 546.1—556.1 mm {21.50—21.89 in} LF and L3 (ATX (LH)): 626.9—636.9 mm {24.69—25.07 in} LF and L3 (MTX (RH)): 610.02—620.02 mm {24.02—24.41 in} LF and L3 (MTX (LH)): 639.04—649.04 mm {25.16—25.55 in} L3 WITH TC (RH): 587.55—597.55 mm {23.14—23.52 in} L3 WITH TC (LH): 600.0—610.0 mm {23.63—24.01 in}

### Driveline/Axle SST (Article 1450311)

#### DRIVELINE/AXLE SST

id035000800200

49 G030 455 Diff. side gear holder 	49 F027 004 Attachment e80 	49 U027 005 Bearing installer 
49 H027 002 Bearing remover 	49 H034 201 Support block 	49 B014 001 Oil seal installer 
49 B025 004 Dust seal installer 	49 F027 003 Handle 	49 T025 001 Boot clamp crimper 
49 S231 626 Support block 	49 W027 003 Bearing installer 	49 F027 005 Attachment e62 
49 G033 102 Handle 	49 G033 105 Attachment 	49 G033 106 Attachment 
49 T028 3A0 Ball Joint Puller set 	49 0223 630B Rear shaft puller body 	49 B025 010 Attachment 
49 B025 017 Sliding hammer 	49 B025 016 Extension 