

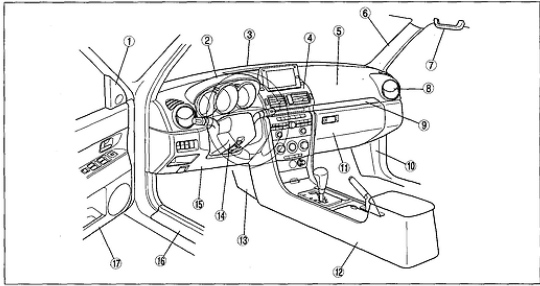
Component Procedures: Interior Moulding / Trim

Table of Contents

1. Components (itype_32)
2. All Technical Service Bulletins (itype_100)
3. Customer Interest Bulletins (itype_109)
4. Repair Tips (itype_110)
5. Abnormal wear/deterioration (itype_122)

Component Procedures: Interior Moulding / Trim

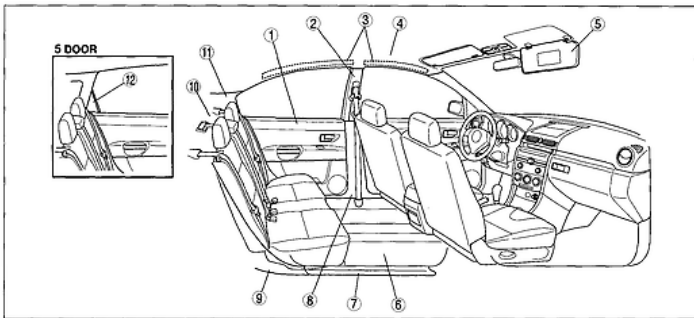
Components (itype_32)



ck011w101

1	Inner garnish
2	Meter hood
3	Dashboard
4	Dashboard center panel
5	Dashboard garnish
6	A-pillar trim
7	Assist handle
8	Ventilator grille
9	Decoration panel

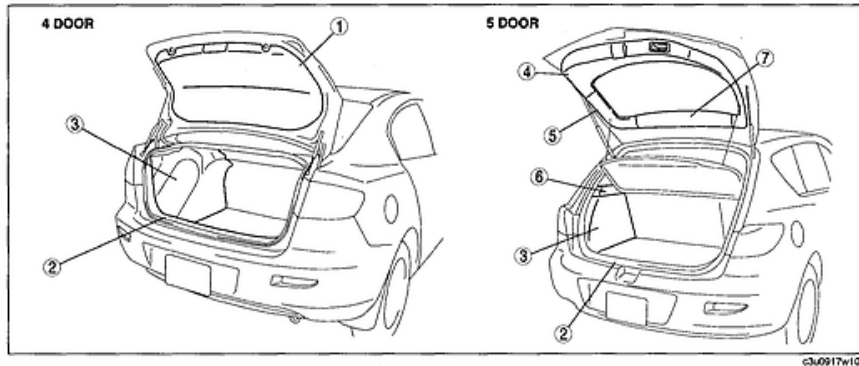
10	Front side trim
11	Glove compartment
12	Console
13	Side wall
14	Column cover
15	Lower panel
16	Front scuff plate
17	Front door trim



ck011w102

1	Rear door trim
2	B-pillar upper trim
3	Head impact pad
4	Headliner
5	Sunvisor
6	Floor covering

7	Rear scuff plate
8	B-pillar lower trim
9	Tire house trim
10	Rear package trim
11	C-pillar trim
12	Sail garnish



1	Trunk lid trim
2	Trunk end trim
3	Trunk side trim
4	Liftgate lower trim

5	Liftgate side trim
6	Trunk side upper trim
7	Liftgate upper trim

All Technical Service Bulletins (itype_100)

Tsbs

- Interior - Console Damage Prevention During Removal (MTIP-09-01-9, 2009/01/01)
- Interior - Crack Appears In Center Of Dash (0907009, 2009/11/12)
- Interior - Carpet/Floor Mat Replacement Information (0903109, 2009/06/24)
- Interior - Poor Upper Dash Surface Appearance (0903812, 2012/09/19)
- Proper Usage of Driver's Floor Mat (09-025/21, 2021/08/17)

Customer Interest Bulletins (itype_109)

Tsbs

- Interior - Crack Appears In Center Of Dash (0907009, 2009/11/12)

Repair Tips (itype_110)

Tsbs

- Interior - Console Damage Prevention During Removal (MTIP-09-01-9, 2009/01/01)
- Interior - Carpet/Floor Mat Replacement Information (0903109, 2009/06/24)
- Interior - Poor Upper Dash Surface Appearance (0903812, 2012/09/19)

Abnormal wear/deterioration (itype_122)

Tsbs

- Interior - Crack Appears In Center Of Dash (0907009, 2009/11/12)