

Component Procedures: Refrigerant Pressure Sensor / Switch

Table of Contents

1. Parts and Labor (itype_189)
2. HVAC Control System (Article 1370037)
3. Removal and Replacement (itype_401)
4. Component Tests and General Diagnostics (itype_383)

Component Procedures: Refrigerant Pressure Sensor / Switch

Parts and Labor (itype_189)

Parts

Qualifier	Part #	Name	Price	Note
Pressure Switch	B01A61503	High Pressure Cut-off ?	156.97	

Labor

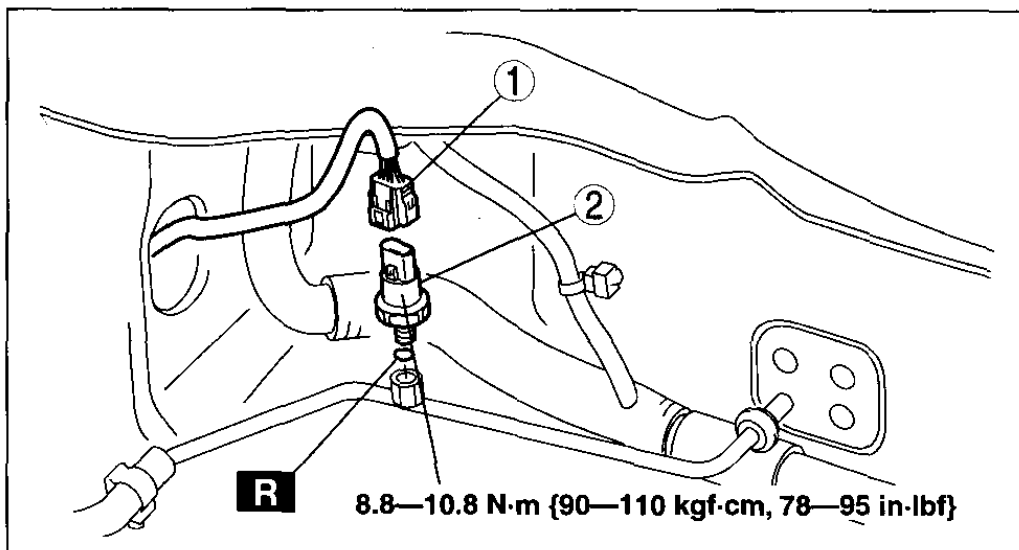
Operation	Qualifier Path	Skill	Std Hrs	Wty Hrs
Replace	Pressure Switch	B	0.3	0.2

HVAC Control System (Article 1370037)

Non Standards

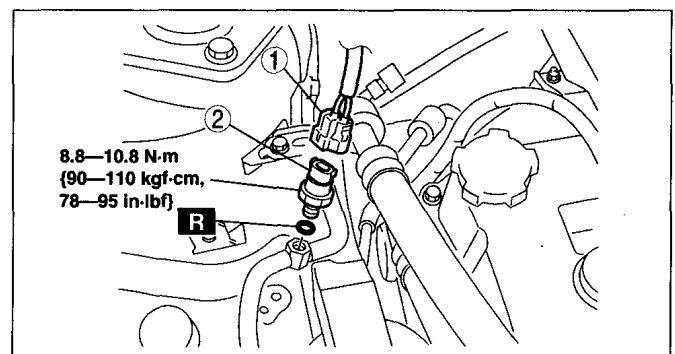
- Full-Auto Air Conditioner (1370042)
- Manual Air Conditioner (1370043)

Removal and Replacement (itype_401)



am3uuw0000066

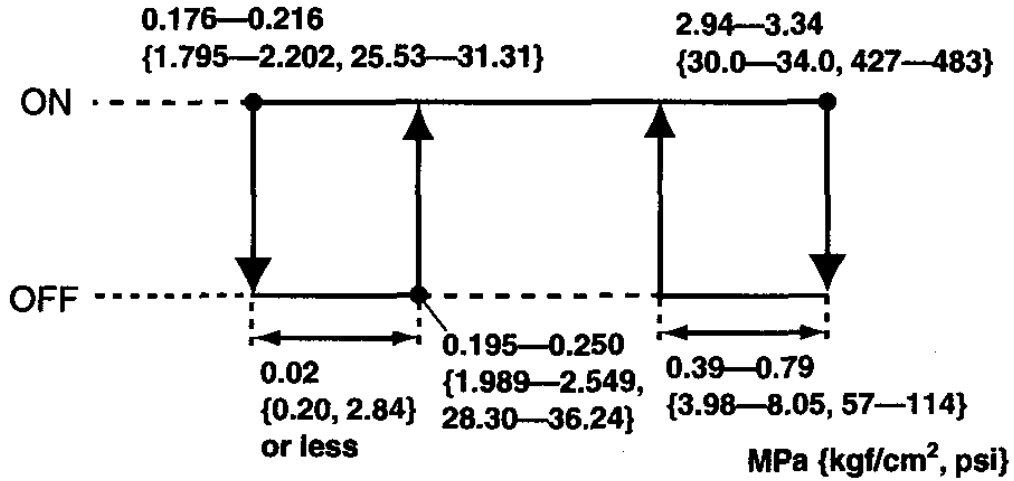
1	Refrigerant pressure switch connector
2	Refrigerant pressure switch



am3uuw0000066

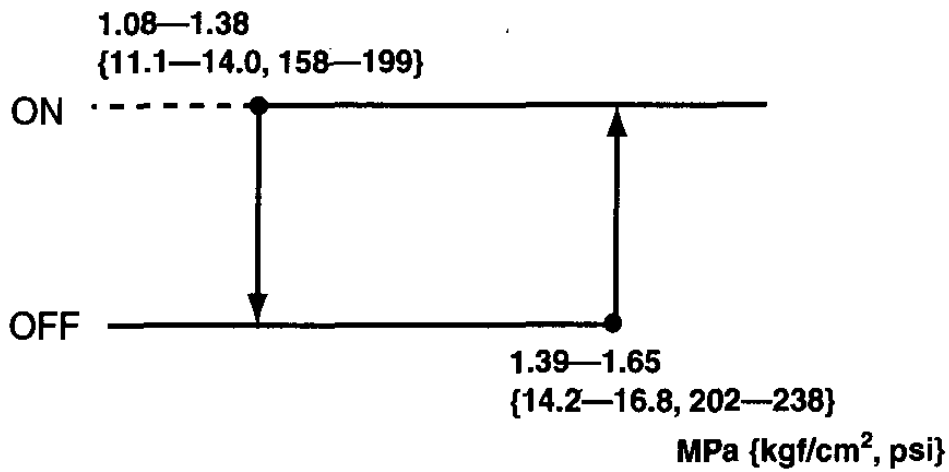
Component Tests and General Diagnostics (itype_383)

HI AND LO PRESSURE

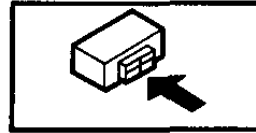
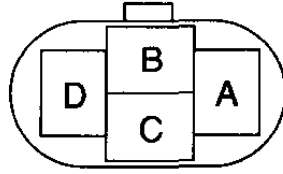
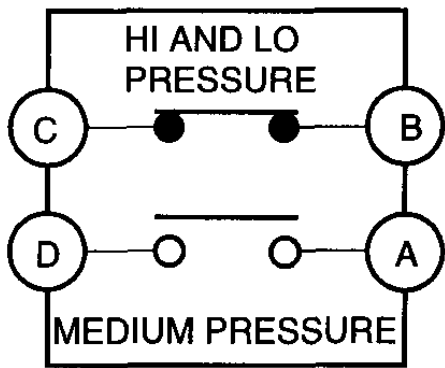


am3zzw0000076

MEDIUM PRESSURE



am3uuw0000066



am3uuw000066