

Component Procedures: Camshaft Position Sensor

Table of Contents

1. Parts and Labor (itype_189)
2. Components (itype_32)
3. Removal and Replacement (itype_401)
4. Component Tests and General Diagnostics (itype_383)
5. Oscilloscope Patterns and Waveforms (itype_48)

Component Procedures: Camshaft Position Sensor

Parts and Labor (itype_189)

Parts

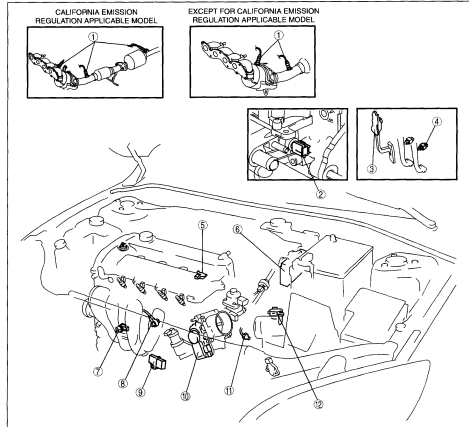
Qualifier	Part #	Name	Price	Note
Camshaft Position Sensor	L3G218230	Camshaft Position Sens?	68.20	

Labor

Operation	Qualifier Path	Skill	Std Hrs	Wty Hrs
Replace	Camshaft Position Sensor, R&R	B	0.3	0.2

Components (itype_32)

CONTROL SYSTEM LOCATION INDEX(LF, L3) 001405884100

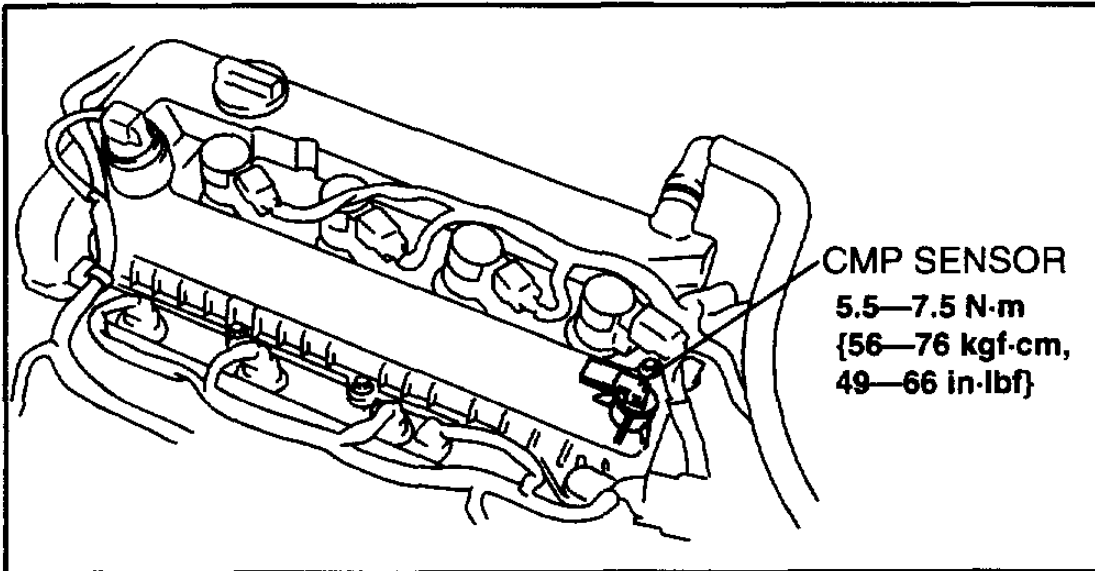


1	HCO2S	5	CMP sensor
2	ECT sensor	6	PCM (built-in BARO sensor)
3	APP sensor	7	CKP sensor
4	CPP switch (MTX)		

8	KS
9	MAP sensor
10	TP sensor

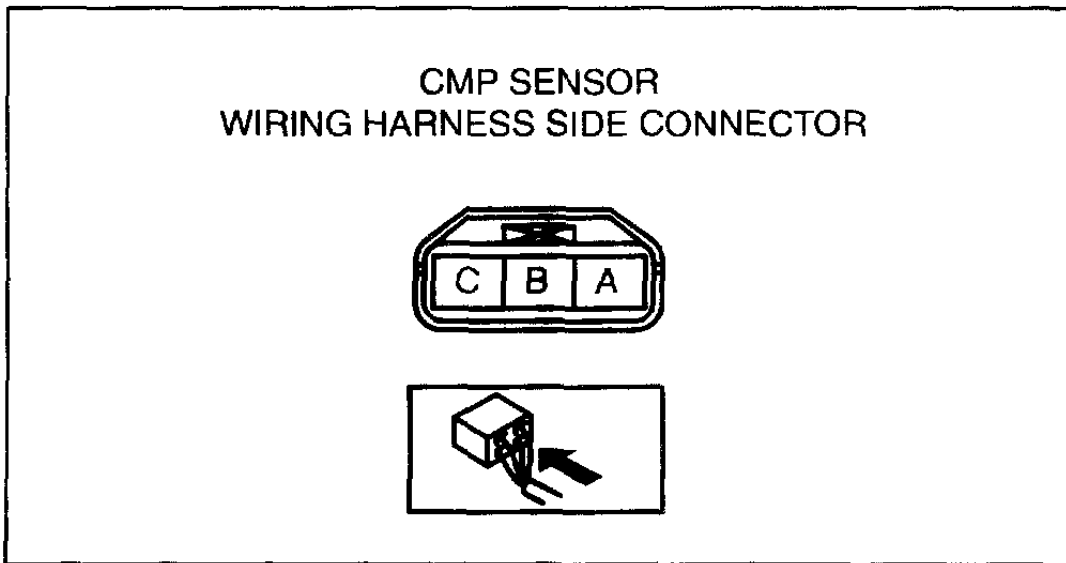
11	Neutral switch (MTX)
12	MAF/IAT sensor

Removal and Replacement (itype_401)



B3E0140W019

Component Tests and General Diagnostics (itype_383)



E6U140ZWC308

Voltage

Terminal	Voltage (V)	Condition
A	0	Under any condition
B	4.8 or more	High output*
	0.8 or less	Low output*
C	B+	Under any condition


* : Output voltage varies with camshaft rotation.

CMP SENSOR WIRING HARNESS SIDE CONNECTOR



E6U140ZWC308

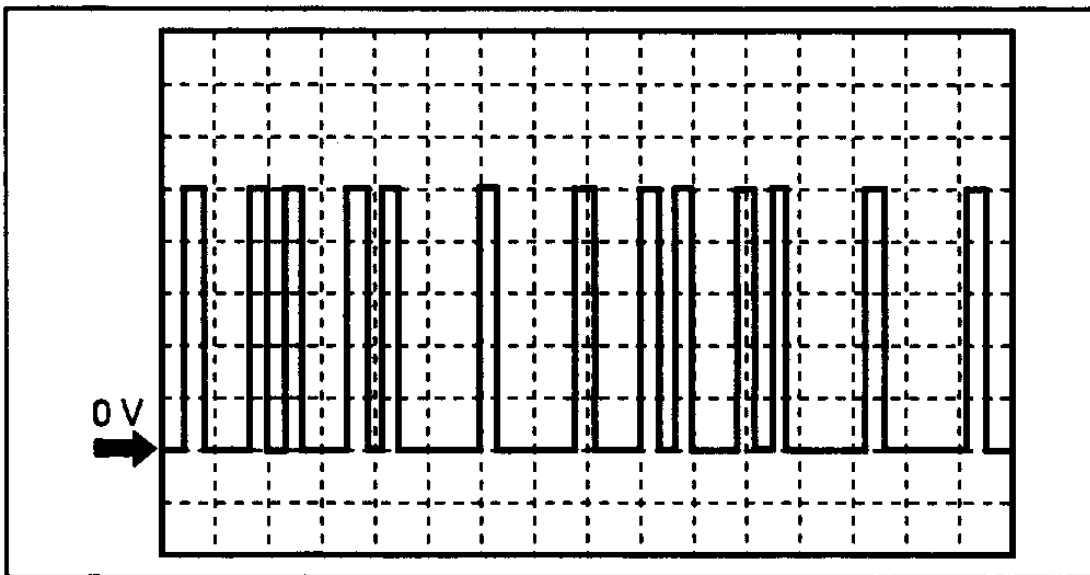
PCM
HARNESS SIDE CONNECTOR

2BE	2BA	2AW	2AS	2AO	2AK	2AG	2AC	2Y	2U	2Q	2M	2I	2E	2A
2BF	2BB	2AX	2AT	2AP	2AL	2AH	2AD	2Z	2V	2R	2N	2J	2F	2B
														
2BG	2BC	2AY	2AU	2AQ	2AM	2AI	2AE	2AA	2W	2S	2O	2K	2G	2C
2BH	2BD	2AZ	2AV	2AR	2AN	2AJ	2AF	2AB	2X	2T	2P	2L	2H	2D



E3U140ZW6992

Oscilloscope Patterns and Waveforms (itype_48)



am3uuw000056