

Component Procedures: Seat Temperature Switch

Table of Contents

1. Parts and Labor (itype_189)
2. Components (itype_32)
3. Removal and Replacement (itype_401)
4. Component Tests and General Diagnostics (itype_383)

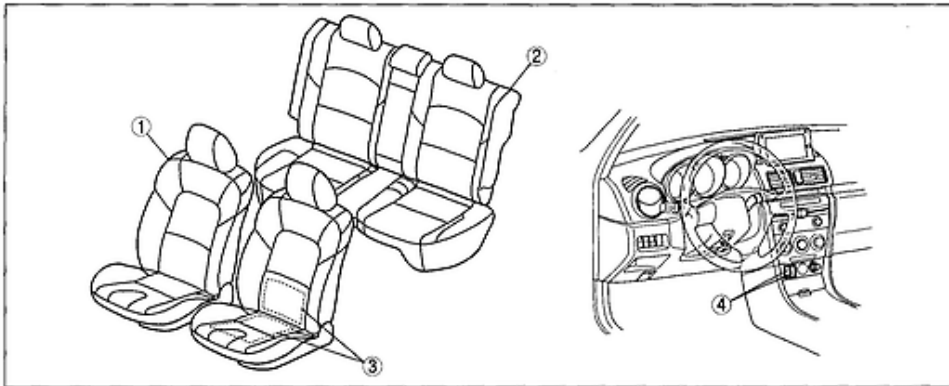
Component Procedures: Seat Temperature Switch

Parts and Labor (itype_189)

Parts

Qualifier	Part #	Name	Price	Note
Switch > Right	BP4K66420	Switch	93.41	
Switch > Left	BP4L66420	Switch	97.54	

Components (itype_32)

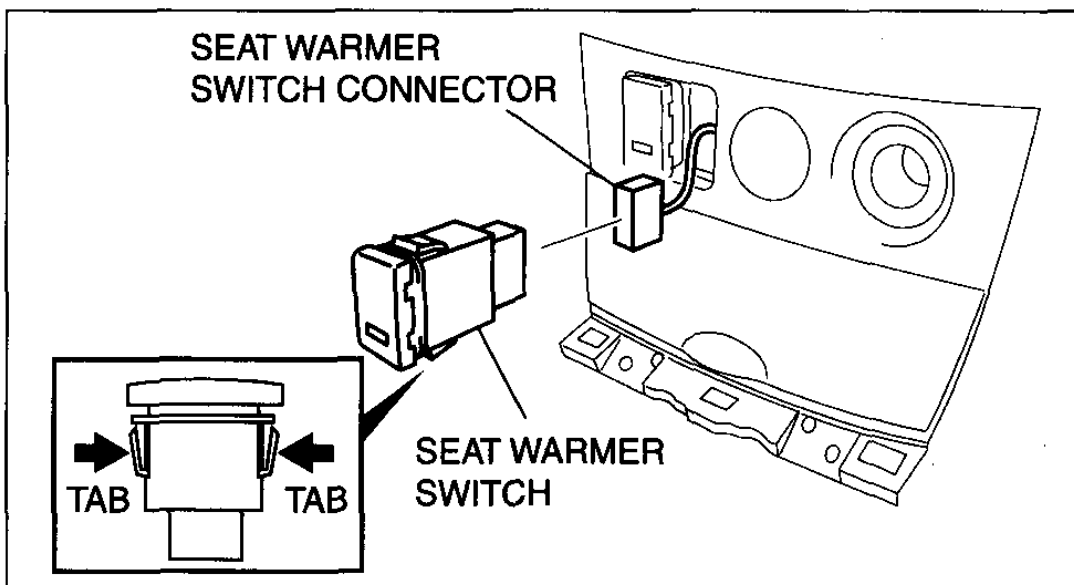


d3u913zwa000

1	Front seat
2	Rear seat

3	Seat warmer unit
4	Seat warmer switch

Removal and Replacement (itype_401)



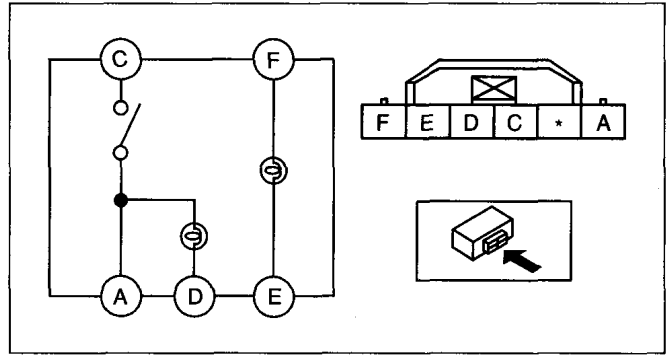
B3E0913W108

Component Tests and General Diagnostics (itype_383)

○—○: Continuity ○⊕○: Bulb

Switch position	Terminal				
	C	A	D	E	F
On	○—○	○⊕○		○⊕○	
Off				○⊕○	

B3E0913W110



B3E0913W109