

Component Procedures: Knock Sensor

Table of Contents

1. Parts and Labor (itype_189)
2. Components (itype_32)
3. Removal and Replacement (itype_401)
4. Knock Sensor (KS) Inspection (Article 1359867)

Component Procedures: Knock Sensor

Parts and Labor (itype_189)

Parts

Qualifier	Part #	Name	Price	Note
Knock Sensor	LF0218921	Knock Sensor	114.32	

Labor

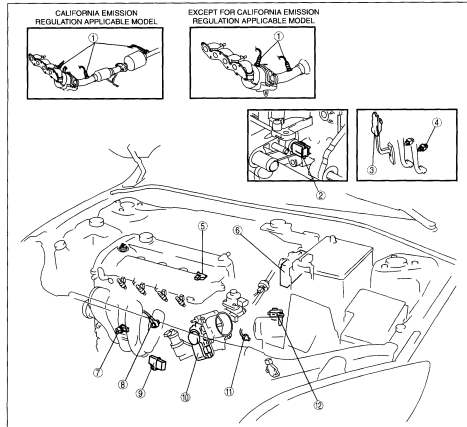
Operation	Qualifier Path	Skill	Std Hrs	Wty Hrs
Replace	Knock Sensor, R&R	B	2.5	1.9

Components (itype_32)

8	KS
9	MAP sensor
10	TP sensor

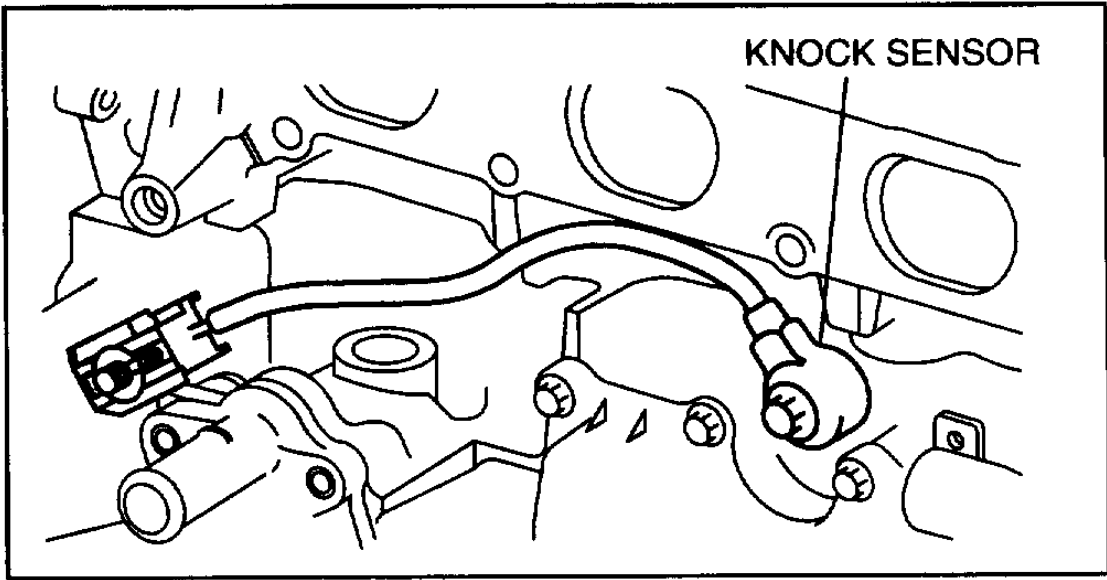
11	Neutral switch (MTX)
12	MAF/IAT sensor

CONTROL SYSTEM LOCATION INDEX(LF, L3)



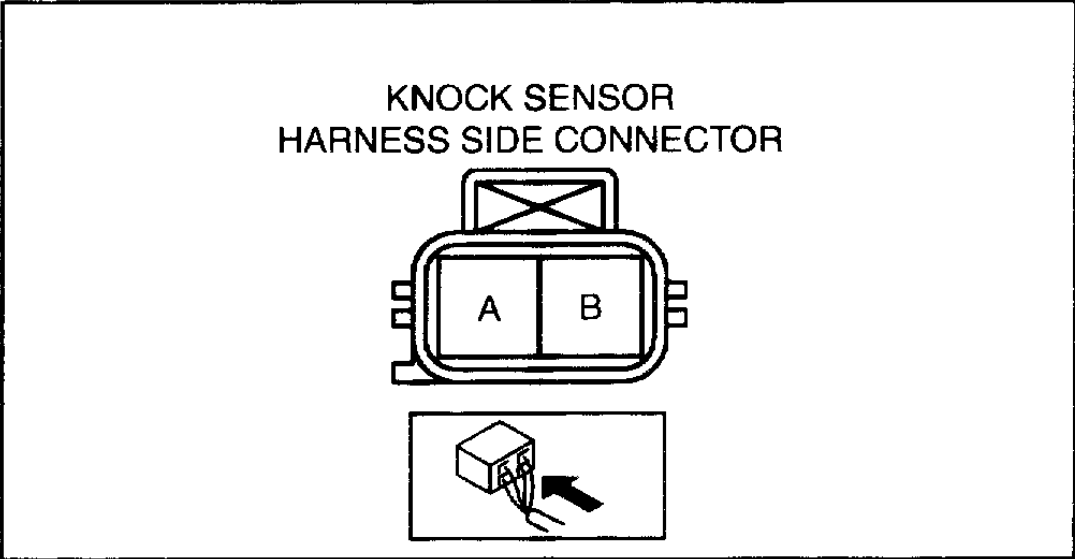
1	HQ2S	5	CMP sensor
2	ECT sensor	6	PCM (built-in BARC sensor)
3	APP sensor	7	CKP sensor
4	CPP switch (MTX)		

Removal and Replacement (itype_401)



B3E0140W027

Knock Sensor (KS) Inspection (Article 1359867)



A6E3940W015

PCM
HARNESS SIDE CONNECTOR

2BE	2BA	2AW	2AS	2AO	2AK	2AG	2AC	2Y	2U	2Q	2M	2I	2E	2A
2BF	2BB	2AX	2AT	2AP	2AL	2AH	2AD	2Z	2V	2R	2N	2J	2F	2B
2BG	2BC	2AY	2AU	2AQ	2AM	2AI	2AE	2AA	2W	2S	2O	2K	2G	2C
2BH	2BD	2AZ	2AV	2AR	2AN	2AJ	2AF	2AB	2X	2T	2P	2L	2H	2D



E3U140ZW6992