

# **Component Procedures: Power Mirror Switch**

## **Table of Contents**

1. Parts and Labor (itype\_189)
2. Components (itype\_32)
3. Removal and Replacement (itype\_401)
4. Component Tests and General Diagnostics (itype\_383)

# Component Procedures: Power Mirror Switch

## Parts and Labor (itype\_189)

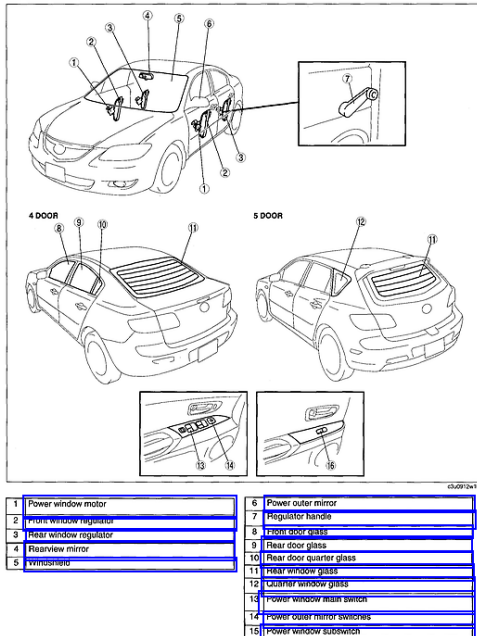
### Parts

Qualifier	Part #	Name	Price	Note
Mirror Switch	BJ0E66600	Mirror Switch	87.16	

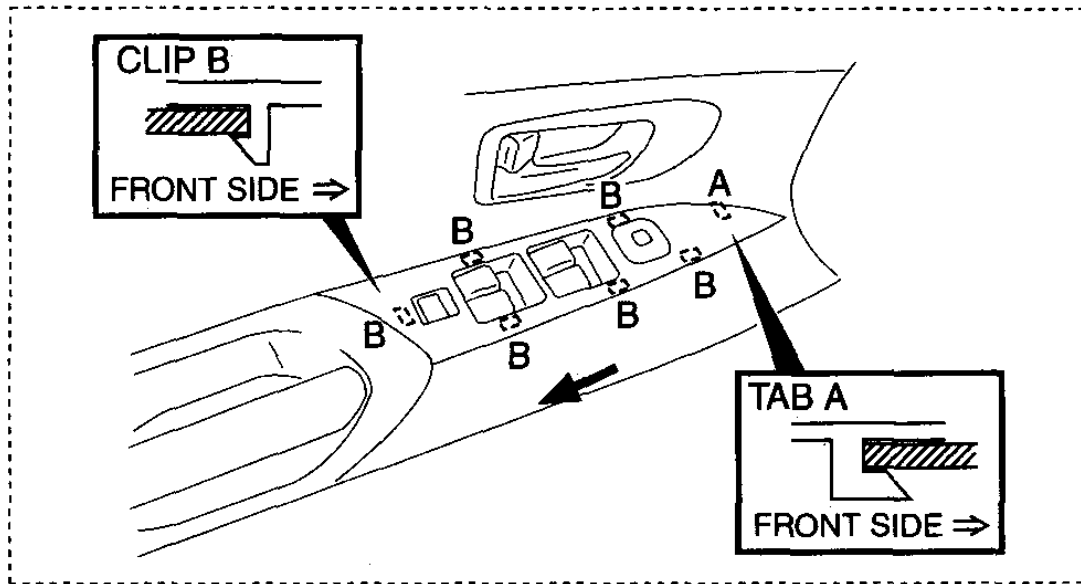
### Labor

Operation	Qualifier Path	Skill	Std Hrs	Wty Hrs
Replace	Mirror Switch, R&R	B	0.3	0.2

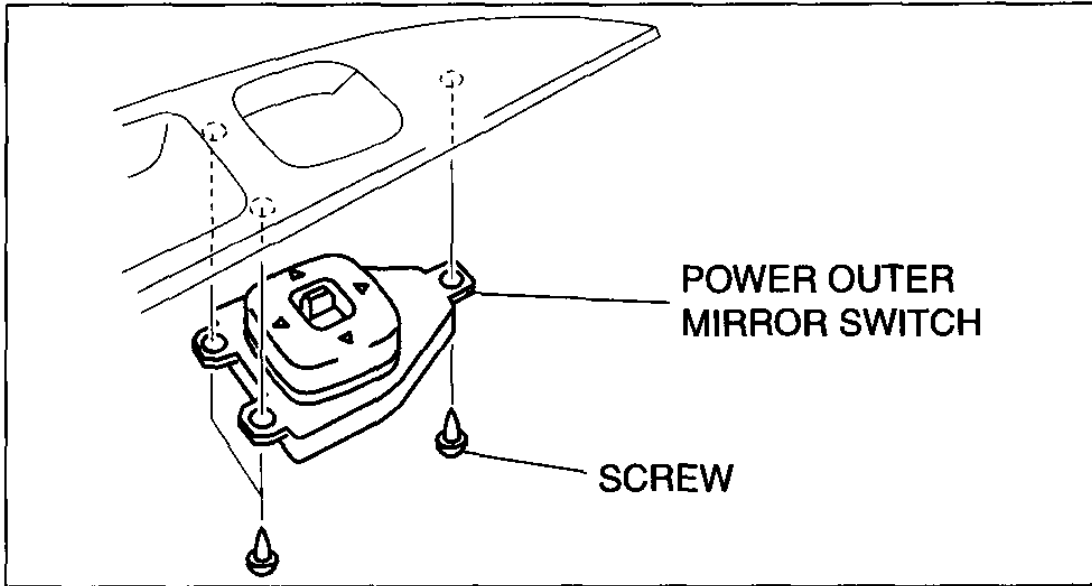
## Components (itype\_32)



## Removal and Replacement (itype\_401)



B3E0912W109



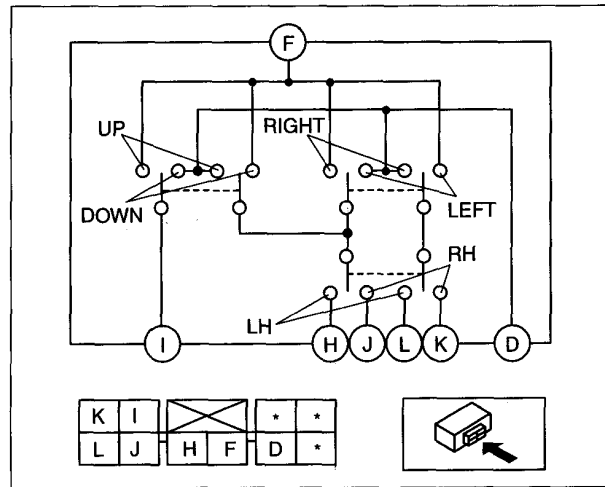
B3E0912WR04

Component Tests and General Diagnostics (itype\_383)

○ — ○ : Continuity

Operation		F	D	H	L	J	K	I
LH	Up	○						○
	Down	○	○	○				○
	Left	○			○			
	Right	○		○	○			
RH	Up	○				○	○	○
	Down	○	○	○		○	○	○
	Left	○				○	○	
	Right	○				○	○	

B3E0912WR03



B3E0912WR02