

Component Procedures: Crankshaft

Table of Contents

1. Parts and Labor (itype_189)
2. Mechanical (including Torque) (itype_28)
3. All Technical Service Bulletins (itype_100)
4. Repair Tips (itype_110)
5. Crankshaft Inspection (Article 1421677)

Component Procedures: Crankshaft

Parts and Labor (itype_189)

Parts

Qualifier	Part #	Name	Price	Note
Crankshaft	L31911300B	27 - Crankshaft	1394.53	

Labor

Operation	Qualifier Path	Skill	Std Hrs	Wty Hrs
Replace	Crankshaft, R&R	A	12.5	11.6

Mechanical (including Torque) (itype_28)

Crankshaft

Crankshaft end play (Standard) 0.22-0.45 mm (0.0087-0.0177 in)

Crankshaft end play (Maximum) 0.55 mm (0.0216 in)

Crankshaft runout (Maximum) H 0.05 mm (0.0019 in)

Main journal bearing size

STD: 51.980-52.000 mm (2.0464-2.0472 in)

USO.25: 51.730-51.750 mm (2.0366-2.0373 in)

Main journal out of round

(Maximum) 0.05 mm (0.0019 in)

Crank pin journal diameter [LF]

STD: 46.980-47.000 mm (1.8497-1.8503 in)

USO.25: 46.730-46.750 mm (1.8398-1.8405 in)

Crank pin journal diameter [L3]

STD: 49.980-50.000 mm (1.9677-1.9685 in)

USO.25: 49.730-49.750 mm (1.9579-1.9586 in)

Crank pin out of round

(Maximum) (0.05 mm (0.0019 in))

Main journal oil clearance

(Standard) 0.019-0.035 mm (0.0007-0.0013 in)

(Maximum) 0.10 mm (0.0039 in)

All Technical Service Bulletins (itype_100)

Tsbs

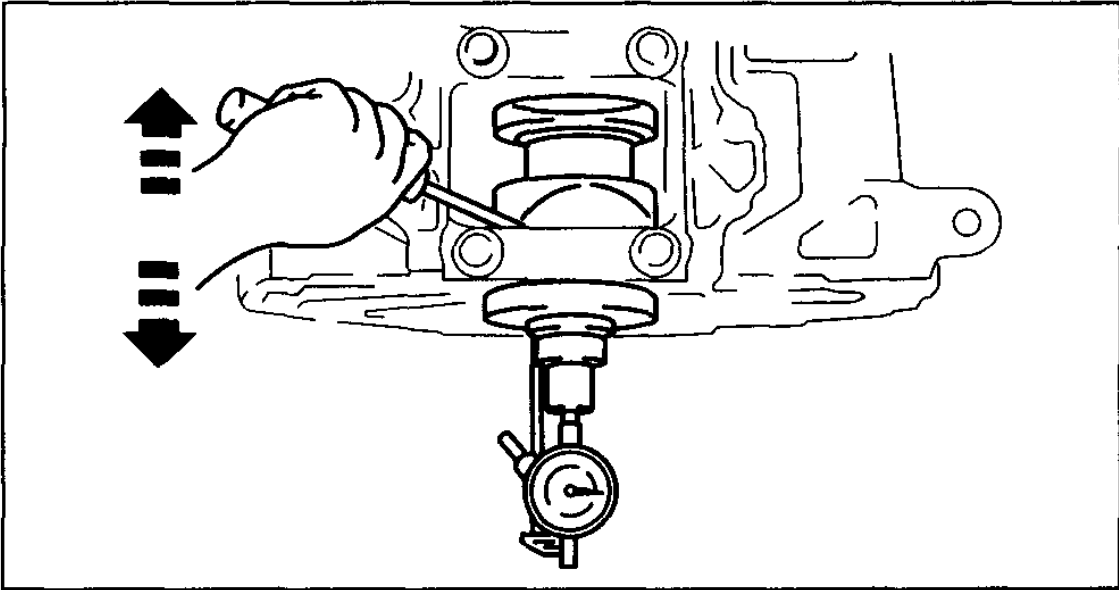
- Engine - Front Crankshaft Bolt Service Precautions (0104007, 2007/10/03)

Repair Tips (itype_110)

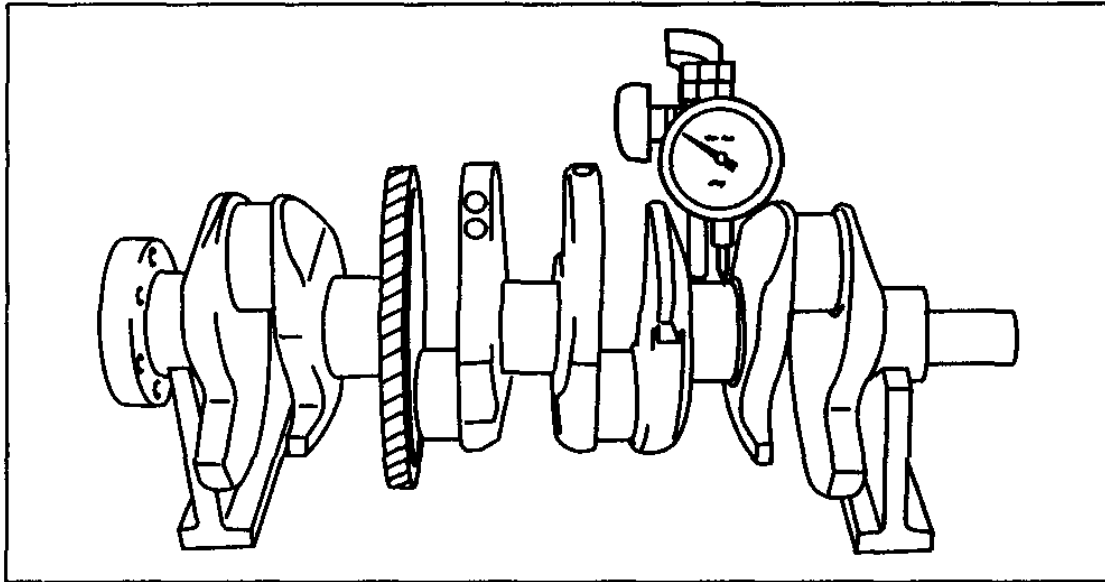
Tsbs

- Engine - Front Crankshaft Bolt Service Precautions (0104007, 2007/10/03)

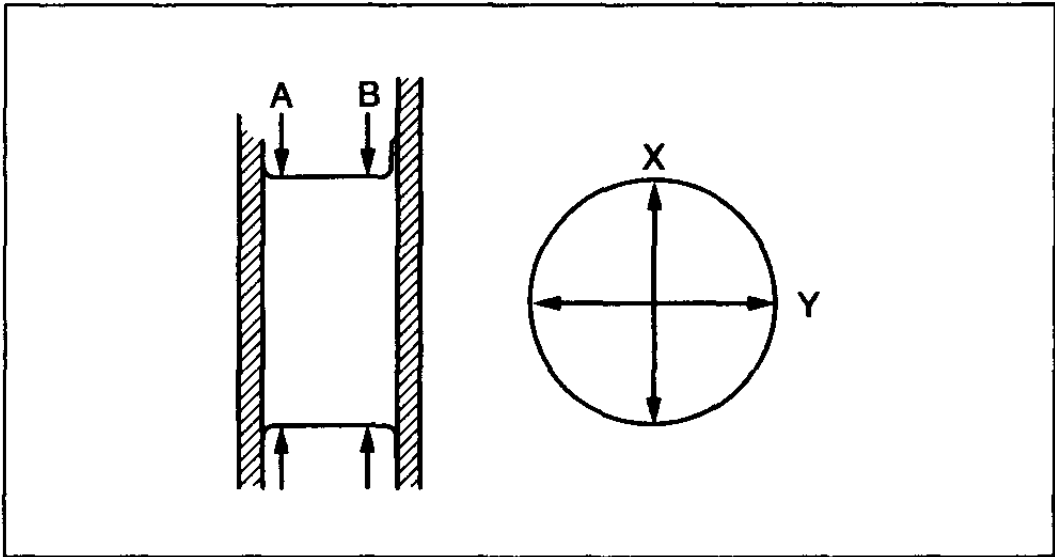
Crankshaft Inspection (Article 1421677)



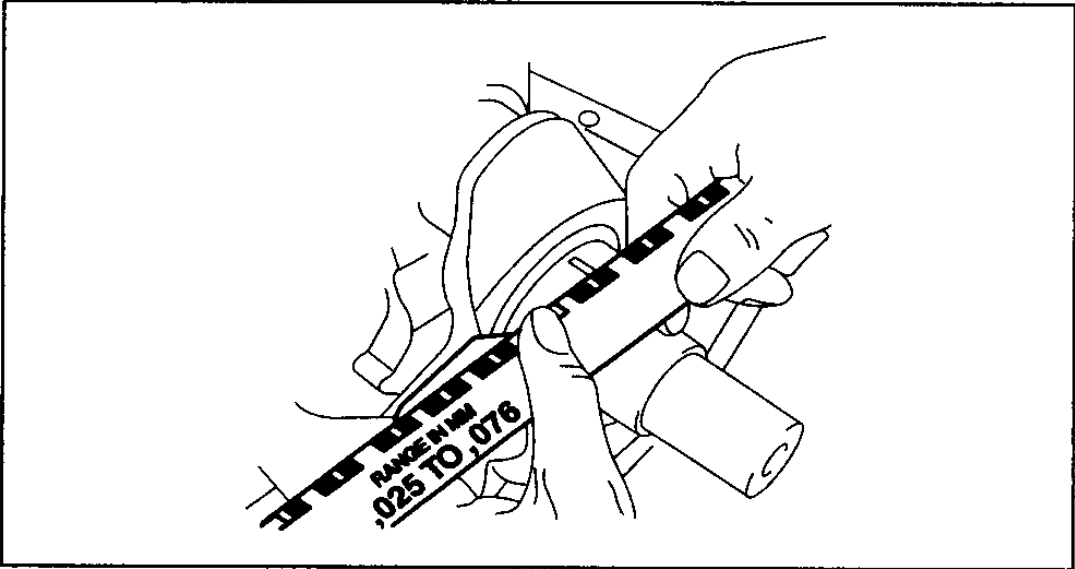
B3E0110E083



AME2224E311



B3E0110E085



B3E0110E086