

# Component Procedures: Speaker

## Table of Contents

1. Parts and Labor (itype\_189)
2. Woofer (Article 1440773)
3. Door Speaker (Article 1440769)
4. Front Tweeter (Article 1440776)
5. Door Speaker (Article 1440698)
6. Woofer (Article 1440701)
7. Front Tweeter (Article 1440702)

# Component Procedures: Speaker

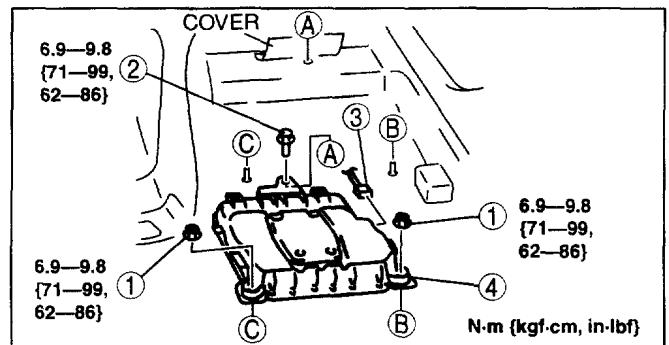
## Parts and Labor (itype\_189)

### Labor

Operation	Qualifier Path	Skill	Std Hrs	Wty Hrs
Replace	Front Speaker > Door > One Side	B	0.4	0.3
Replace	Front Speaker > Tweeter > One Side	B	0.3	0.2
Replace	Rear Speaker > One Side	B	0.4	0.3

### Woofers (Article 1440773)

1	Nut
2	Bolt
3	Connector
4	Woofers

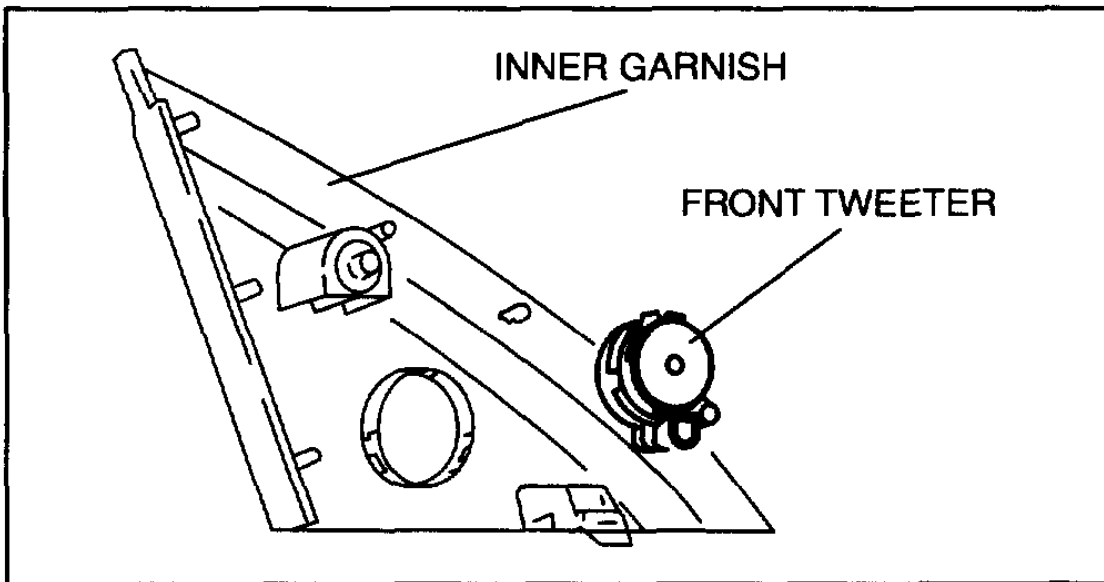


### Door Speaker (Article 1440769)

Non Standards

- Front (1440774)
- Rear (1440775)

### Front Tweeter (Article 1440776)



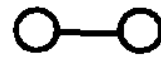
c3u0920w113





### Door Speaker (Article 1440698)

Non Standards

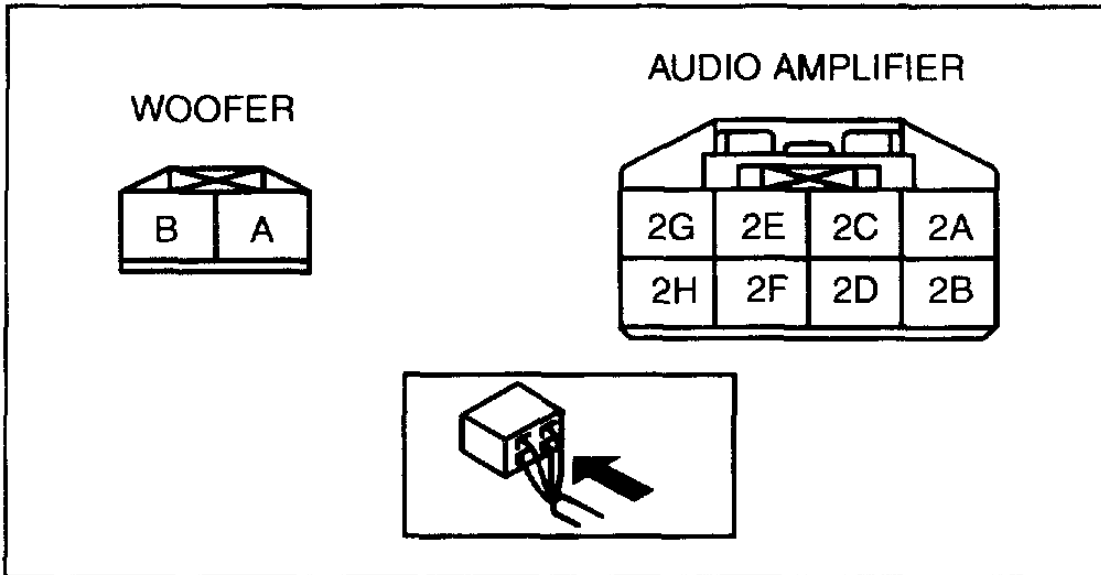
- Front (1440699)
- Rear (1440700)

Woofer (Article 1440701)

: Continuity

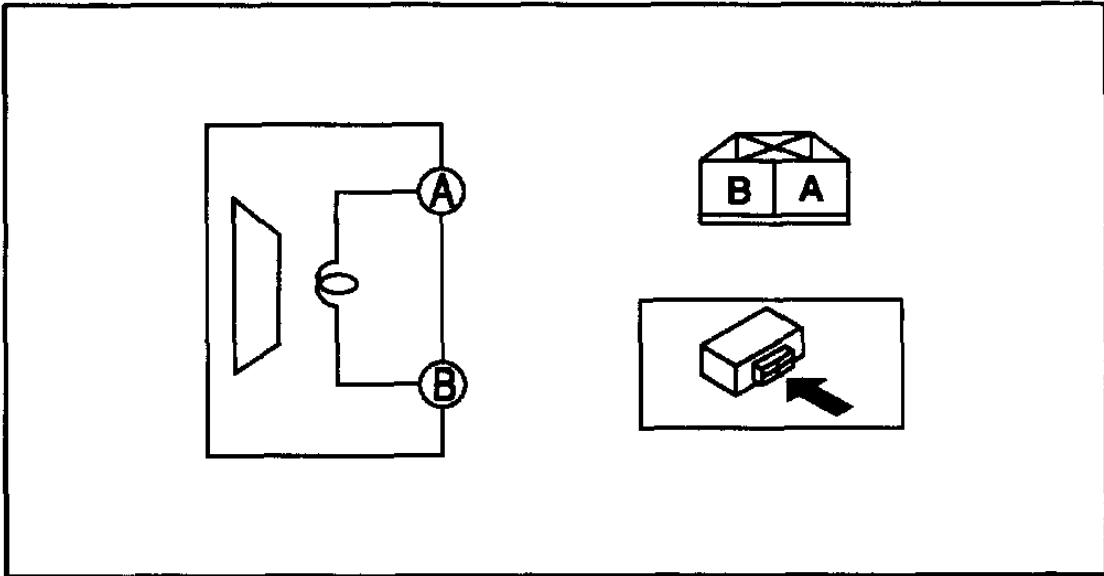
Step	Terminal			
	Woofer		Audio amplifier	
	A	B	2C	2D
1				
2				

D3J920ZWB004



D3J920ZWB003

Front Tweeter (Article 1440702)



A6E8124W041

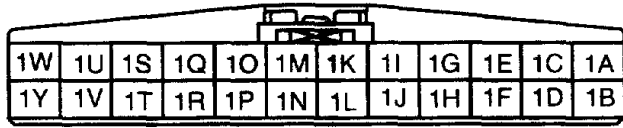
○—○: Continuity

Step	Front tweeter		Audio amplifier	
	A	B	1S (1W)	1Q (1U)
	1	○	○	○
2		○	○	○


RH (LH)

d3u913zwa011

AUDIO AMPLIFIER



FRONT TWEETER



d3u913zwa010