

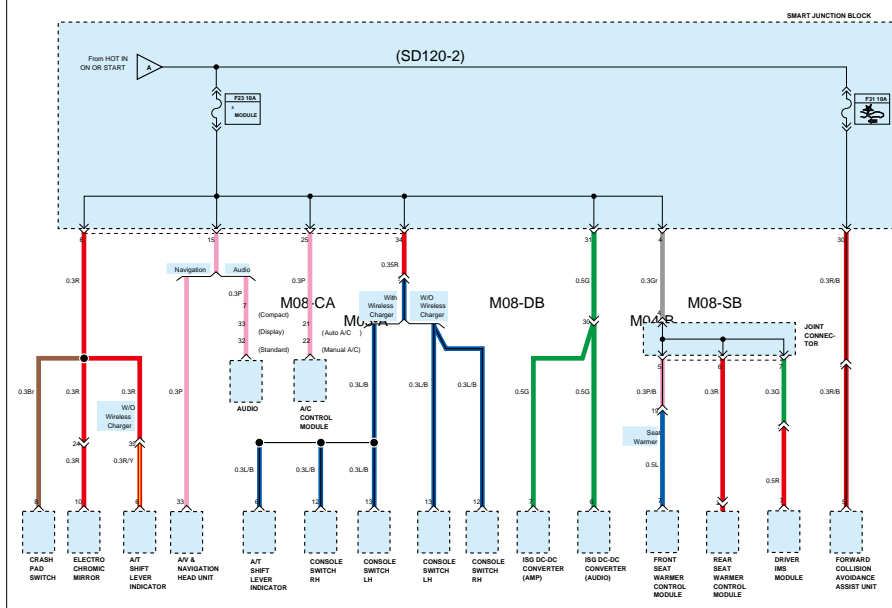
Component Procedures: Fuse Block

Table of Contents

1. Passenger Compartment Fuse Details - Schematic Diagrams (Article 42649)
2. Fuse & Relay Information (Article 42642)
3. Relay Box (Engine Compartment) - Components and Components Location (Article 44576)
4. Relay Box (Passenger Compartment) - Components and Components Location (Article 44580)

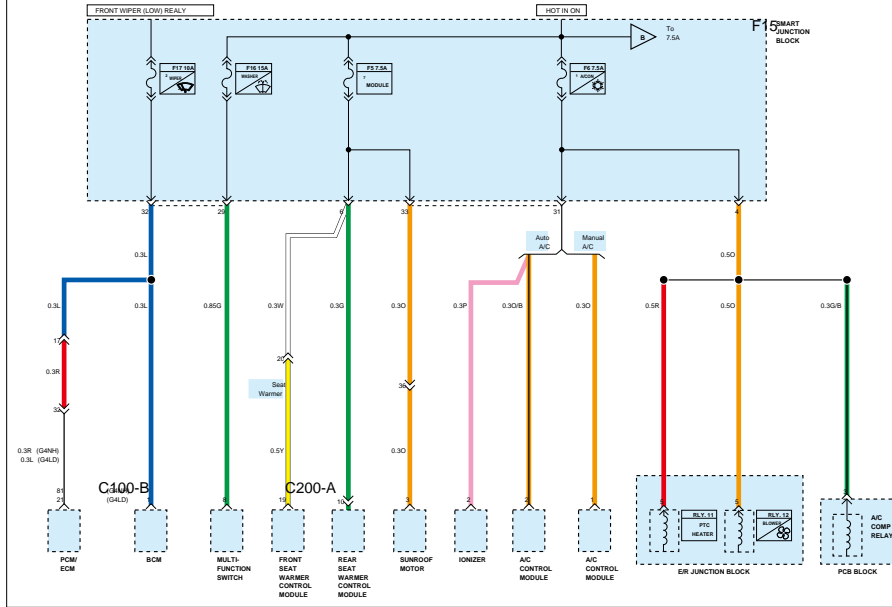
Passenger Compartment Fuse Details (3)

SD120-3

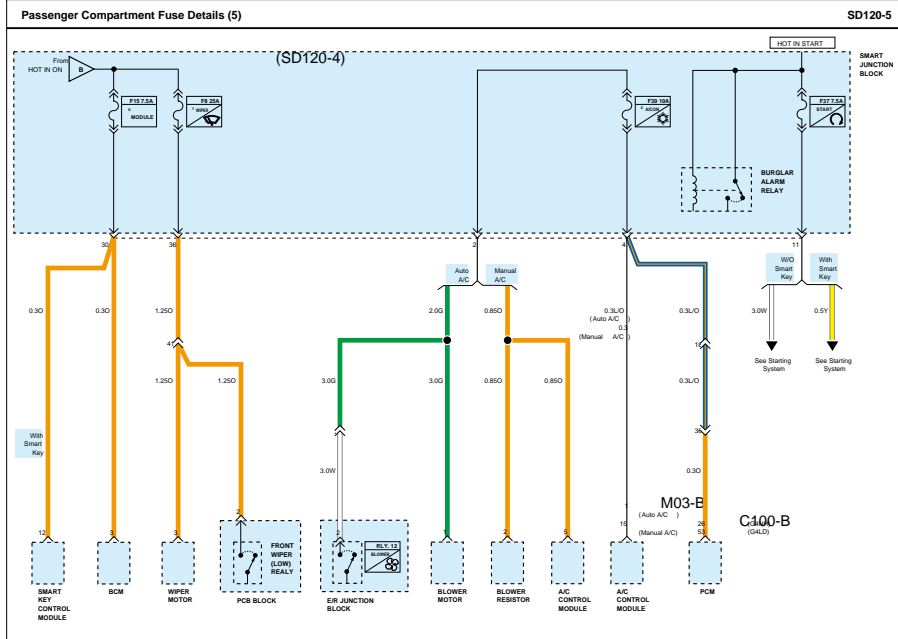


Passenger Compartment Fuse Details (4)

SD120-4

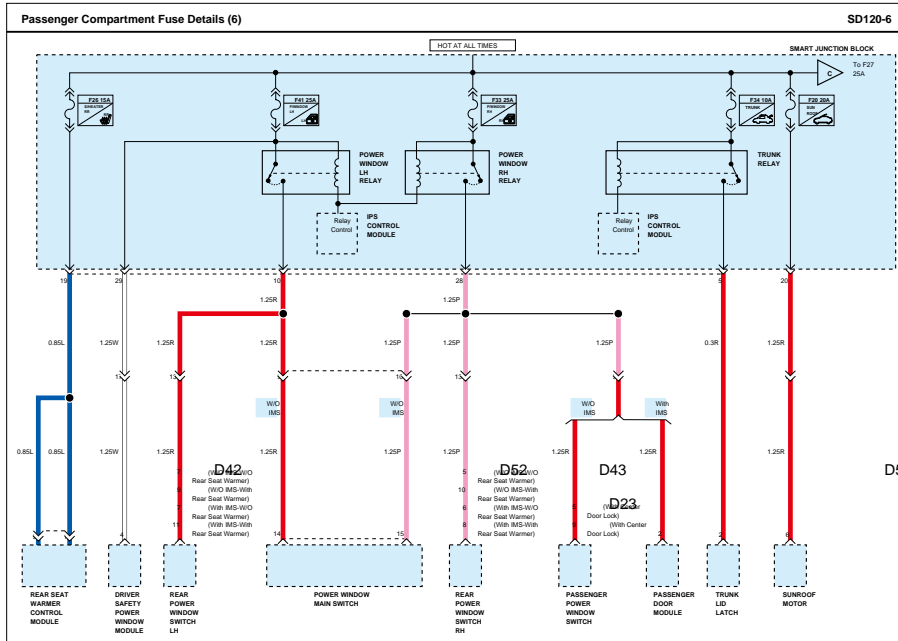


(SD120-5)



(SD360-1)(SD360-2)

M04-B
C200-K



(SD120-7)

D53

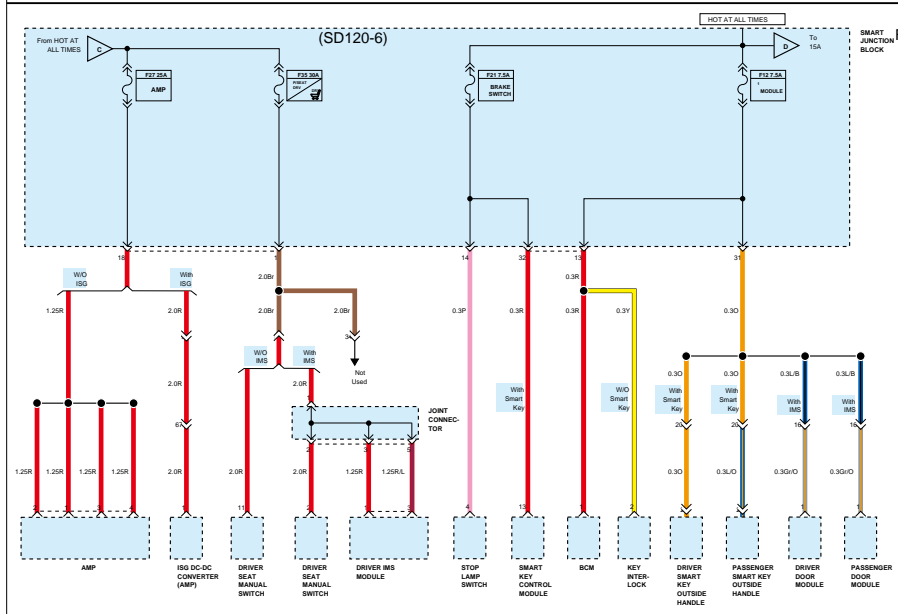
D44

D54

D45

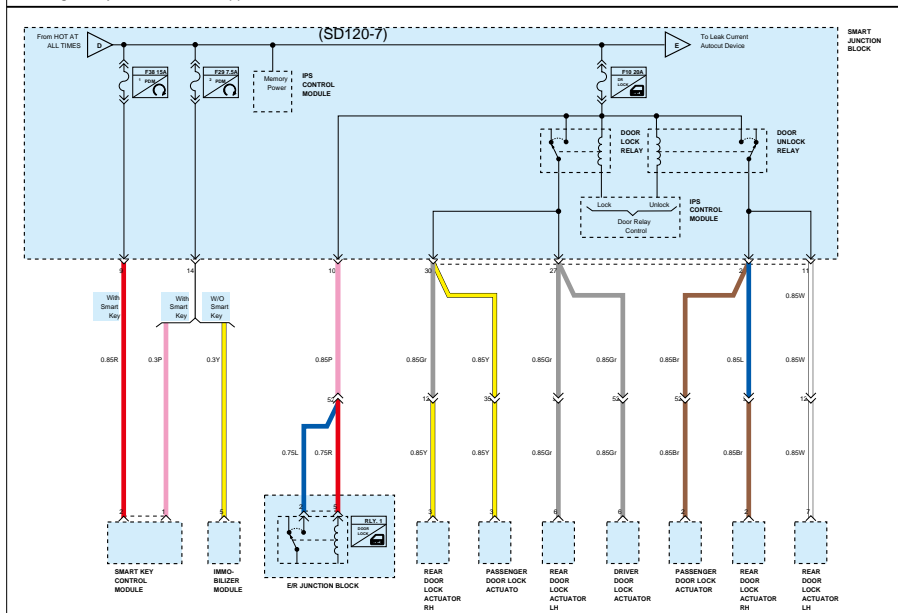
D23C

Passenger Compartment Fuse Details (7) SD120-7



(SD120-8)

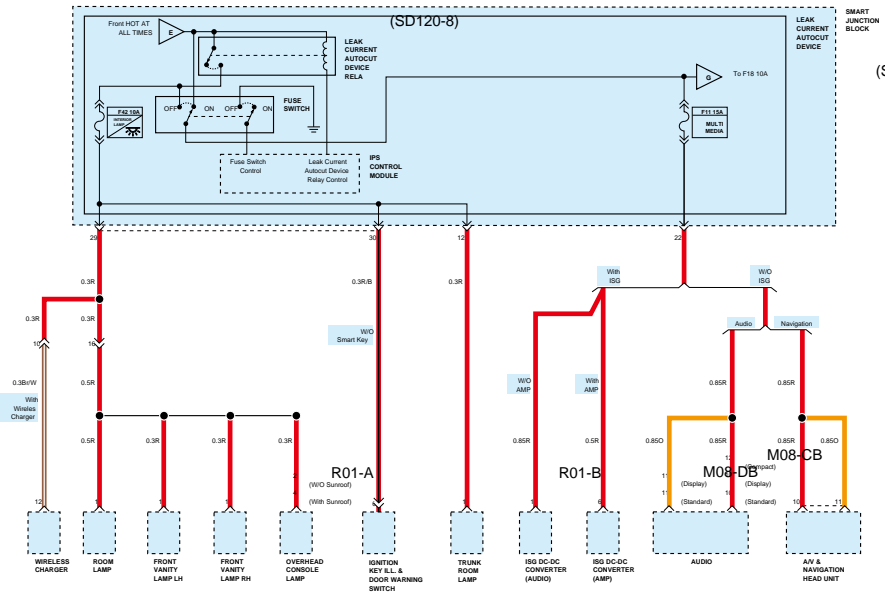
Passenger Compartment Fuse Details (8) SD120-8



(SD120-9)

Passenger Compartment Fuse Details (9)

SD120-9



(SD120-10)

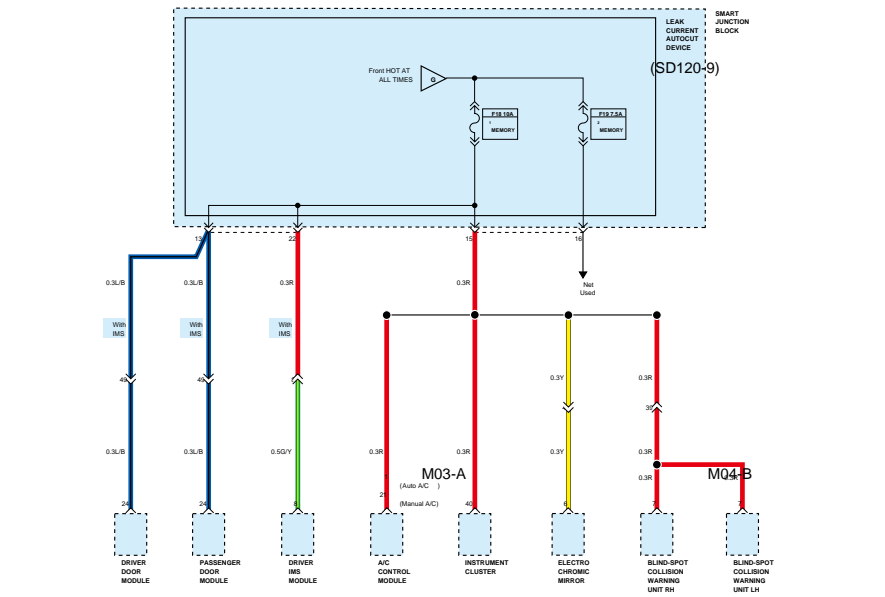
M08-SB

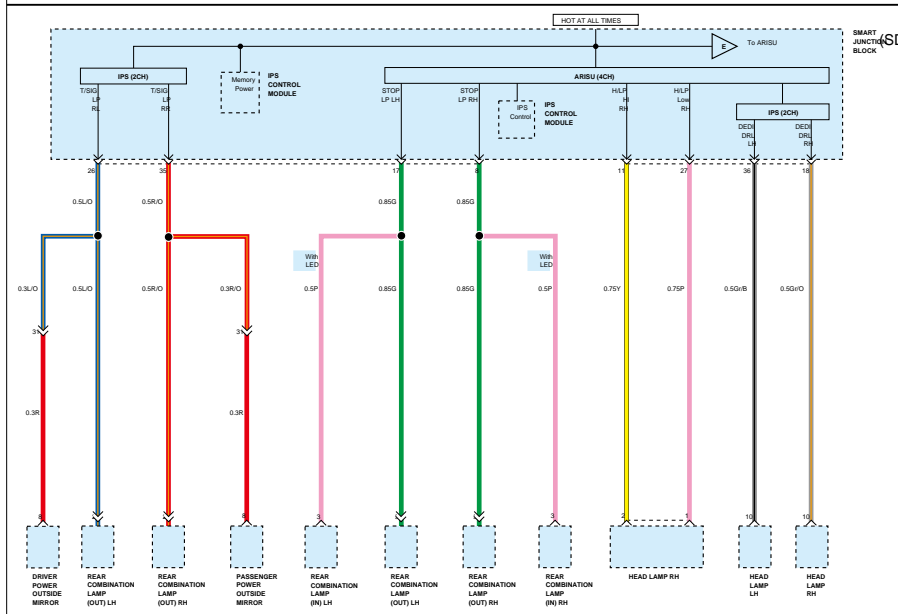
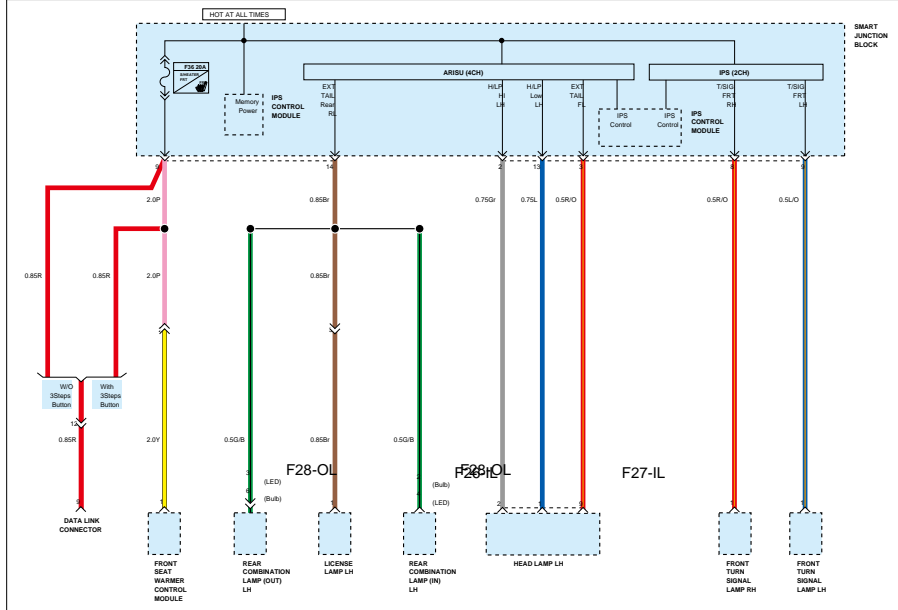
M08-DB

M08-SB

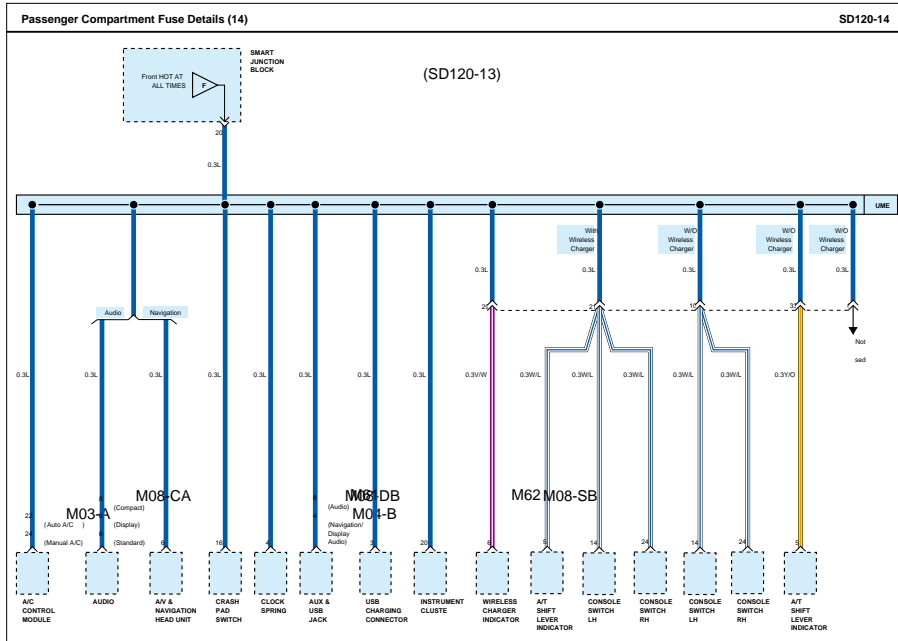
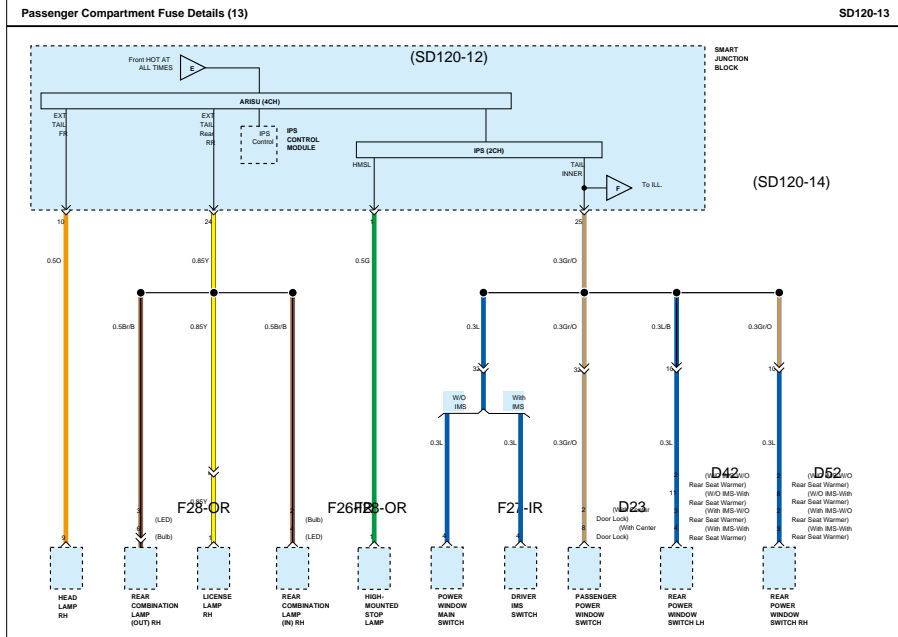
Passenger Compartment Fuse Details (10)

SD120-10





(SD120-13)



Fuse & Relay Information (Article 42642)

D43 D53 D44

D23C

Fuse & Relay Information (3)

SD100-3

Circuit (Smart Junction Block)

* Leak Current Outcut Device (L.CAD) Fuse

| NO. | (A) | Fuse Name | | Circuit Protected | NO. | (A) | Fuse Name | | Circuit Protected |
|-----|------|-----------------|-----------------|--|-----|------|---------------|-----------------|--|
| | | NORTH AMERICA | MEXICO (Symbol) | | | | NORTH AMERICA | MEXICO (Symbol) | |
| F2 | 10A | CLUSTER | CLUSTER | Instrument Cluster | F23 | 10A | 1 MODULE | 1 MODULE | Crash Post Switch, Electric Chimes, Mirror, Driver MEM Module, AT Shift Lever Indicator, AV & Navigation Head Unit, Audio, A/C Control Module, Console Switch LH/RH, Forward Collision Avoidance Assist Unit, ISIG DC-DC Converter (Audio, AMP), Front/Rear Seat Warmer Control Module |
| F3 | 7.5A | ABAG IND | ABAG IND | Instrument Cluster, A/C Control Module | F26 | 15A | SHEATER RR | RR | Rear Seat Warmer Control Module |
| F4 | 7.5A | MDPS | MDPS | MDPS Unit | F27 | 25A | AMP | AMP | AMP, ISIG DC-DC Converter (AMP) |
| F5 | 10A | MODULE | MODULE | Sunroof Motor, Front Seat Warmer Control Module, Rear Seat Warmer Control Module | F29 | 7.5A | PCM | PCM | Smart Key Control Module, Immobilizer Module |
| F6 | 7.5A | A/CON | A/CON | Ionizer, A/C Control Module, E/R Junction Block (RLY. 11/12) | F30 | 25A | IG1 | IG1 | PCB Block (Fuse - F10 / F12 / F14 / F16) |
| F7 | 15A | HEATED STEERING | HEATED STEERING | Not Used | F31 | 10A | FCA | FCA | Forward Collision Avoidance Assist Unit |
| F8 | 25A | WIPER | WIPER | Wiper Motor, PCB Block (Front Wiper (Low Relay)) | F32 | 10A | MODULE | MODULE | Lane Keeping Assist Unit (LKA) |
| F9 | 10A | HEATED MIRROR | HEATED MIRROR | ECM, Driver/Passenger Power Outside Mirror, AMP, A/C Control Module | F33 | 25A | PWINDOW RH | RH | Power Window RH Relay |
| F10 | 20A | DR LOCK | DR LOCK | E/R Junction Block (RLY. 1), Door Lock/Unlock Relay | F34 | 10A | TRUNK | TRUNK | Trunk Relay |
| F11 | 15A | MULTI MEDIA | MULTI MEDIA | ISIG DC-DC Converter (Audio/AMP), Audio, AV & Navigation Head Unit | F35 | 30A | PSEAT DRV | DRV | Driver Seat Manual Switch, Driver IMS Module |
| F12 | 7.5A | MODULE | MODULE | Key Interlock, Driver/Passenger Smart Key Outside Handle, Driver/Passenger Door Module, BCM | F36 | 20A | SHEATER FRT | FRT | Front Seat Warmer Control Module, Data Link Connector |
| F13 | 7.5A | PCM | PCM | Smart Key Control Module, Immobilizer Module | F37 | 7.5A | START | START | W/O Smart Key - Ignition Switch, Transaxle Range Switch, Ignition Lock Switch, W/O Smart Key - Transaxle Range Switch, Ignition Switch, Smart Key Control Module, PCM, E/R Junction Block (RLY. 4) |
| F14 | 15A | ABAG | ABAG | SR5 Control Module, Passenger Occupant Detection Sensor | F38 | 15A | PCM | PCM | Smart Key Control Module |
| F15 | 7.5A | MODULE | MODULE | BCM, Smart Key Control Module | F39 | 10A | A/CON | A/CON | E/R Junction Block (RLY. 12), Blower Motor, Blower Resistor, PCM, A/C Control Module |
| F16 | 15A | WASHER | WASHER | Multifunction Switch | F41 | 25A | PWINDOW LH | LH | Power Window LH Relay, Driver Safety Power Window Module |
| F17 | 10A | WIPER | WIPER | ECM/PCM, BCM | F42 | 10A | INTERIOR LAMP | INTERIOR LAMP | Room Lamp, Front Vanity Lamp LH/RH, Trunk Room Lamp, Ignition Key L.L. & Door Warning Switch, Wireless Charger, Overhead Console Lamp |
| F18 | 10A | MEMORY | MEMORY | Driver/Passenger Door Module, Driver IMS Module, A/C Control Module, Instrument Cluster, Electric Chimes Mirror, Blind Spot Collision Warning Unit LH/RH | F43 | 10A | MODULE | MODULE | PCB Block (Power Outlet Relay), USB Charging Connector, Smart Key Control Module, BCM, Power Outside Mirror Switch, Audio, AV & Navigation Head Unit, AMP |
| F19 | 7.5A | MEMORY | MEMORY | Not Used | | | | | |
| F20 | 20A | SUNROOF | SUNROOF | Sunroof Motor | | | | | |
| F21 | 7.5A | BRAKE SWITCH | BRAKE SWITCH | Stop Lamp Switch, Smart Key Control Module | | | | | |
| F22 | 10A | MODULE | MODULE | Stop Lamp Switch, BCM, Sport Mode Switch, Driver/Passenger Door Module | | | | | |

USE THE DESIGNATED FUSE ONLY

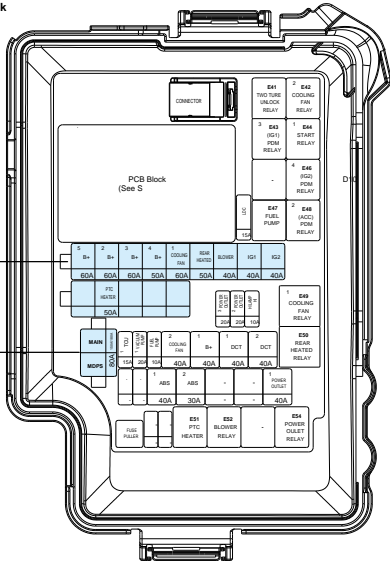
F16

Fuse & Relay Information (4)

SD100-4

E/R Junction Block

NORTH AMERICA



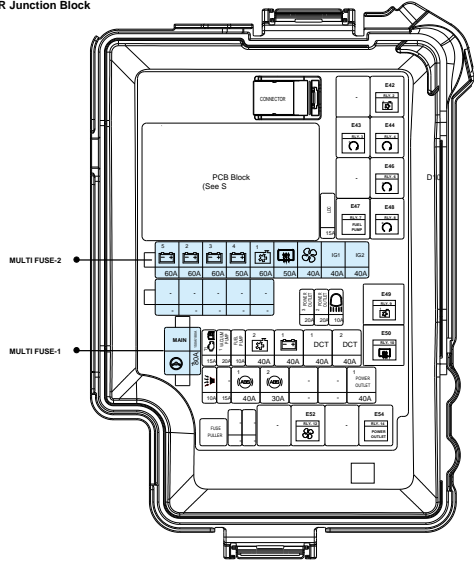
0-7)

| Relay NO. | Relay Name | Type |
|-----------|-----------------------|-------|
| E41 | TWO TURN UNLOCK RELAY | MICRO |
| E42 | COOLING FAN 2 RELAY | MICRO |
| E43 | PCM #3 (IG3) RELAY | MICRO |
| E44 | START RELAY | MICRO |
| E45 | PCM #4 (IG2) RELAY | MICRO |
| E46 | PCM #4 (IG2) RELAY | MICRO |
| E47 | FUEL PUMP RELAY | MICRO |
| E48 | PCM #2 (ACC) RELAY | MICRO |
| E49 | COOLING FAN 1 RELAY | MNI |
| E50 | REAR HEATED RELAY | MNI |
| E51 | PTC HEATER RELAY | MICRO |
| E52 | BLOWER RELAY | MICRO |
| E53 | - | MICRO |
| E54 | POWER OUTLET RELAY | MICRO |

USE THE DESIGNATED FUSE AND RELAY ONLY

E/R Junction Block

MEXICO



0-8)

| Relay NO. | Symbol | Relay Name | Type |
|---------------|--------|---------------------|-------|
| E41 (RLY. 1) | - | - | MICRO |
| E42 (RLY. 3) | | COOLING FAN 2 RELAY | MICRO |
| E43 (RLY. 2) | | PDM #3 (IG3) RELAY | MICRO |
| E44 (RLY. 4) | | START RELAY | MICRO |
| E45 (RLY. 5) | - | - | MICRO |
| E46 (RLY. 6) | | PDM #4 (IG2) RELAY | MICRO |
| E47 (RLY. 7) | | FUEL PUMP RELAY | MICRO |
| E48 (RLY. 8) | | PDM #2 (ACC) RELAY | MICRO |
| E49 (RLY. 9) | | COOLING FAN 1 RELAY | MNI |
| E50 (RLY. 10) | | REAR HEATED RELAY | MNI |
| E51 (RLY. 11) | - | - | MICRO |
| E52 (RLY. 12) | | BLOWER RELAY | MICRO |
| E53 (RLY. 13) | - | - | MICRO |
| E54 (RLY. 14) | | POWER OUTLET RELAY | MICRO |

✳ USE THE DESIGNATED FUSE AND RELAY ONLY

Circuit (E/R Junction Block)

✳ USE THE DESIGNATED FUSE AND RELAY ONLY

| Fuse NO. | (A) | Fuse Name | | Circuit Protected | |
|--------------|-----|----------------------|-----------------|-------------------|---|
| | | NORTH AMERICA | MEXICO (Symbol) | | |
| MULTI FUSE-1 | F1 | 180A/GRN 180A/GRN | MAIN | MAIN | Fuse : F30, F31, F34 |
| | F2 | 30A | MDPS | MDPS Unit | |
| | F3 | 60A | B+ | | PCB Block (Fuse : F1, F2, F3, F4, Engine Control Relay) |
| | F4 | 60A | B+ | | Smart Junction Block (Fuse : F36, ARISU) |
| MULTI FUSE-2 | F5 | 60A | B+ | | Smart Junction Block (Fuse : ARISU, IPS) |
| | F6 | 50A | B+ | | Smart Junction Block (Fuse : F20, F26, F27, F33, F34, F35, F41) |
| | F7 | 60A | COOLING FAN | | [G4LD] RLY.9 (Cooling Fan 1 Relay) |
| | F8 | 50A | REAR HEATED | | RLY.10 (Rear Heated Relay) |
| | F9 | 40A | BLOWER | | RLY.12 (Blower Relay) |
| | F11 | 40A | IG1 | | [W/O Smart Key] Ignition Switch [With Smart Key] RLY.3/8 |
| | F12 | 40A | IG2 | | [W/O Smart Key] Ignition Switch, RLY.4 [With Smart Key] RLY.3/4/8 |
| | F14 | 50A | PTC HEATER | PTC HEATER | RLY. 11 (PTC HEATER RELAY) |
| MULTI FUSE-3 | F17 | 15A | LDC | LDC | ISG DC-DC Converter (AMP), Audio, AV & Navigation Head Unit, Instrument Cluster, A/C Control Module |
| | F18 | 20A | POWER OUTLET | POWER OUTLET | Power Outlet #2 |
| | F19 | 20A | POWER OUTLET | POWER OUTLET | Power Outlet #1 |
| | F20 | 10A | HLAMP | HE | RLY.14 (Head Lamp High Relay) |
| | F21 | 15A | TCU | | [G4LD] TCM |
| | F22 | 20A | VACUUM PUMP | VACUUM PUMP | [G4LD] Vacuum Pump |
| | F23 | 10A | FUEL PUMP | FUEL PUMP | RLY.7 (Fuel Pump Relay) |
| | F24 | 40A | COOLING FAN | | [G4NH] RLY.2/9 (Cooling Fan 1/2 Relay) |
| | F25 | 40A | B+ | | F20, Smart Junction Block (Leak Current Autocut Device, Fuse : F10, F12, F21, F29, F36) |
| | F26 | 40A | DC1 | DC1 | [G4LD] TCM |
| | F27 | 40A | DC2 | DC2 | [G4LD] TCM |
| | F30 | 40A | ABS | | ESC Module |
| | F31 | 30A | ABS | | ESC Module |
| | F34 | 40A | POWER OUTLET | POWER OUTLET | PCB Block (Power Outlet Relay) |

Circuit (PCB Block)

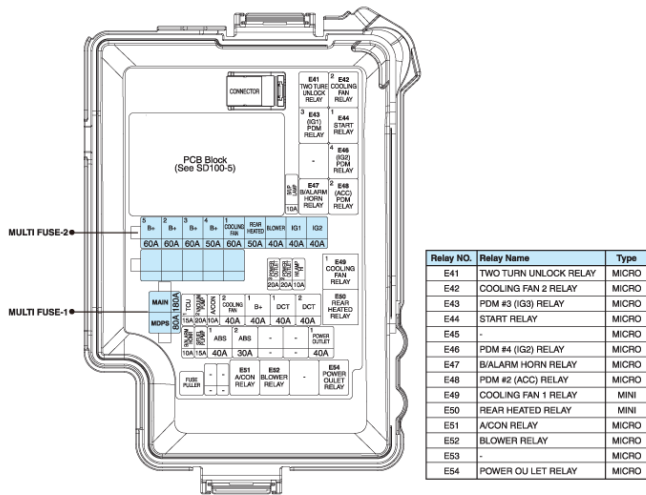
| NO. | (A) | Fuse Name | | Circuit Protected |
|-----|-----|---------------|-----------------|--|
| | | NORTH AMERICA | MEXICO (Symbol) | |
| F1 | 10A | 2 SENSOR | | [D4NH] Purge Control Solenoid Valve, Canister Close Valve, Variable Intake Solenoid Valve, E/R Junction Block (RLY. 29 - Cooling Fan 1/2 Relay), Electronic Throttle Sensor, Oil Control Valve #12, Mass Air Flow Sensor [S4LD] Purge Control Solenoid Valve, Canister Close Valve, RCV Control Solenoid Valve, E/R Junction Block (RLY. 9 - Cooling Fan 1 Relay), Oil Control Valve #1/2 |
| F2 | 10A | 2 ECU | | [S4LD] ECM |
| F3 | 20A | 1 ECU | | [D4NH] PCM [S4LD] ECM |
| F4 | 15A | 1 SENSOR | | Oxygen Sensor (Up/Down) |
| F5 | 20A | IGN COIL | | Ignition Coil #1/2/3/3/4 |
| F6 | 10A | BUP LAMP | | TCM, Transaxle Range Switch, Back-Up Lamp Switch, Electro Chromic Mirror, Back-Up Lamp L4/R4, F11 |
| F7 | 10A | 3 ECU | | [D4NH] PCM [S4LD] ECM |
| F8 | 10A | A/CON | | A/C COMP Relay |
| F9 | 10A | 5 ECU | | [D4NH] PCM [S4LD] ECM |
| F10 | 15A | 2 VACUUM PUMP | | [S4LD] Vacuum Pump |
| F11 | 15A | 2 TCU | | [D4NH] Transaxle Range Switch, F6 [S4LD] TCM, Transaxle Range Switch, F6 |
| F12 | 10A | 3 ABS | | ESC Modem, Data Link Connector |
| F13 | 15A | INJECTOR | | [D4NH] INJECTOR #1/2/3/3/4 |
| F14 | 15A | 2 SENSOR | | E/R Junction Block (RLY. 7 - Fuel Pump Relay) |
| F15 | 15A | 4 ECU | | [D4NH] PCM [S4LD] ECM |
| F16 | 20A | HORN | | Horn Relay |

※ USE THE DESIGNATED FUSE AND RELAY ONLY

Relay Box (Engine Compartment) - Components and Components Location (Article 44576)

- Component Location
Engine Room Junction Block

E/R Junction Block



※ USE THE DESIGNATED FUSE AND RELAY ONLY

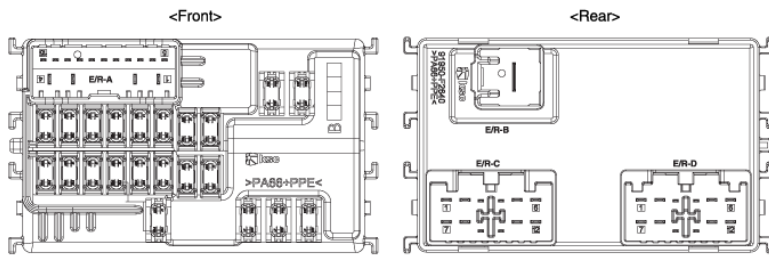
Circuit (E/R Junction Block)

| Fuse Name | (A) | Circuit Protected |
|--------------|------|--|
| MULTI FUSE-1 | 180A | Fuse : ABS1, ABS2, B/ALARM HORN, POWER OUTLET |
| | 80A | MDPS Unit |
| | 60A | PCB Block (Fuse : ECU3, ECU4, HORN, FUEL PUMP, ENGINE CONTROL RELAY) |
| | 60A | Smart Junction Block (Fuse : S/HEATER FRNT, ARISU) |
| | 60A | Smart Junction Block (Fuse : ARISU, IPS) |
| | 50A | Smart Junction Block (Fuse : S/HEATER FRNT, P/WINDOW LH, P/WINDOW RH, TRUNK, SUNROOF, AMP, P/SEAT DRV) |
| MULTI FUSE-2 | 60A | Not Used |
| | 50A | Rear Heated Relay |
| | 40A | Blower Relay |
| | 40A | Ignition Switch, E/R Junction Block (PDM #2, #3 (ACC/IG1) Relay) |
| | 40A | Ignition Switch, E/R Junction Block (PDM #4 (IG2) Relay, START Relay) |
| | 10A | Electro Chromic Mirror, Rear Combination Lamp (IN) LH/RH, Smart Junction Block (IPS Control Module) |
| | 20A | Cigarette Lighter |
| | 20A | Front Power Outlet |
| | 10A | Not Used |
| | 15A | Not Used |
| | 20A | Not Used |
| | 10A | A/Con Relay |
| | 40A | Cooling Fan 1/2 Relay |
| | 40A | Smart Junction Block (Leak Current Autocut Device, Fuse : BRAKE SWITCH, MODULE 1, DR LOCK, PDM 1, PDM 2) |
| | 40A | Not Used |
| | 40A | Not Used |
| | 10A | B/Alarm Horn Relay |
| | 15A | Not Used |
| | 40A | ESC Module, Multipurpose Check Connector |
| | 30A | ESC Module, Multipurpose Check Connector |
| | 40A | Power Outlet Relay |

※ USE THE DESIGNATED FUSE AND RELAY ONLY

Metal Core Block (PCB)

PCB Block



| CONNECTOR | |
|-----------|----------|
| 1 | SENSOR |
| 2 | ECU |
| 3 | ECU |
| 4 | INJECTOR |
| 5 | SENSOR |
| 6 | SENSOR |
| 7 | IGN COIL |
| 8 | HORN |
| 9 | SPARE |
| 10 | SPARE |
| 11 | SPARE |
| 12 | SPARE |
| 13 | SPARE |
| 14 | SPARE |
| 15 | SPARE |
| 16 | SPARE |
| 17 | SPARE |
| 18 | SPARE |
| 19 | SPARE |
| 20 | SPARE |
| 21 | SPARE |
| 22 | SPARE |
| 23 | SPARE |
| 24 | SPARE |
| 25 | SPARE |
| 26 | SPARE |
| 27 | SPARE |
| 28 | SPARE |
| 29 | SPARE |
| 30 | SPARE |
| 31 | SPARE |
| 32 | SPARE |
| 33 | SPARE |
| 34 | SPARE |
| 35 | SPARE |
| 36 | SPARE |
| 37 | SPARE |
| 38 | SPARE |
| 39 | SPARE |
| 40 | SPARE |
| 41 | SPARE |
| 42 | SPARE |
| 43 | SPARE |
| 44 | SPARE |
| 45 | SPARE |
| 46 | SPARE |
| 47 | SPARE |
| 48 | SPARE |
| 49 | SPARE |
| 50 | SPARE |
| 51 | SPARE |
| 52 | SPARE |
| 53 | SPARE |
| 54 | SPARE |
| 55 | SPARE |
| 56 | SPARE |
| 57 | SPARE |
| 58 | SPARE |
| 59 | SPARE |
| 60 | SPARE |
| 61 | SPARE |
| 62 | SPARE |
| 63 | SPARE |
| 64 | SPARE |
| 65 | SPARE |
| 66 | SPARE |
| 67 | SPARE |
| 68 | SPARE |
| 69 | SPARE |
| 70 | SPARE |
| 71 | SPARE |
| 72 | SPARE |
| 73 | SPARE |
| 74 | SPARE |
| 75 | SPARE |
| 76 | SPARE |
| 77 | SPARE |
| 78 | SPARE |
| 79 | SPARE |
| 80 | SPARE |
| 81 | SPARE |
| 82 | SPARE |
| 83 | SPARE |
| 84 | SPARE |
| 85 | SPARE |
| 86 | SPARE |
| 87 | SPARE |
| 88 | SPARE |
| 89 | SPARE |
| 90 | SPARE |
| 91 | SPARE |
| 92 | SPARE |
| 93 | SPARE |
| 94 | SPARE |
| 95 | SPARE |
| 96 | SPARE |
| 97 | SPARE |
| 98 | SPARE |
| 99 | SPARE |
| 100 | SPARE |

※ USE THE DESIGNATED FUSE AND RELAY ONLY

Circuit (PCB Block)

| Fuse Name | (A) | Circuit Protected |
|-------------|-----|--|
| ECU 5 | 10A | PCM |
| VACUUM PUMP | 15A | Not Used |
| SPARE | 20A | - |
| ABS 3 | 10A | ESC Module, Multipurpose Check Connector |
| TCU 2 | 15A | Transaxle Range Switch, E/R Junction Block (Fuse : B/UP LAMP) |
| ECU 4 | 15A | PCM |
| ECU 3 | 15A | PCM |
| FUEL PUMP | 20A | Fuel Pump Relay |
| SENAOR 2 | 10A | Canister Close Valve, Purge Control Solenoid Valve, Variable Intake Solenoid Valve, E/R Junction Block (Cooling Fan 1/2 Relay) |
| ECU 2 | 10A | Not Used |
| ECU 1 | 20A | PCM |
| INJECTOR | 15A | Injector #1/#2/#3/#4 |
| SENSOR 1 | 15A | Oxygen Sensor (UP/DOWN) |
| IGN COIL | 20A | Ignition Coil #1/#2/#3/#4 |
| SENSOR 3 | 10A | Oil Control Valve #1/#2/#3, Electronic Thermo Sensor, Fuel Pump Relay |
| HORN | 20A | Horn Relay |

※ USE THE DESIGNATED FUSE AND RELAY ONLY

Relay Box (Passenger Compartment) - Components and Components Location (Article 44580)

- Component Location
Interior Junction Block

Smart Junction Block



※ USE THE DESIGNATED FUSE ONLY

Circuit (Smart Junction Block)

| Fuse Name | (A) | Circuit Protected |
|-----------------|------|--|
| HEATED MIRROR | 10A | Driver/Passenger Power Outside Mirror, A/C Control Module |
| WIPER 2 | 10A | PCM, BCM |
| P/WINDOW RH | 25A | Power Window RH Relay |
| P/WINDOW LH | 25A | Power Window LH Relay, Driver Safety Power Window Module |
| CLUSTER | 10A | CLUSTER |
| DL LOCK | 20A | Door Lock/Unlock Relay, E/R Junction Block (Two Turn Lock Relay) |
| MEMORY 1 | 10A | Driver/Passenger Door Module, Driver IMS Modulus, A/C Control Module, Instrument Cluster, Electro Chromic Mirror, BCM, Data Link Connector |
| SEATER RR | 15A | Rear Seat Warmer Control Module |
| TRUNK | 10A | Trunk Relay |
| INTERIOR LAMP | 10A | Room Lamp, Front Vanity Lamp L/RPH, Overhead Console Lamp, Ignition Key I.L. & Door Warning Switch, Trunk Room Lamp |
| ANSAG IND | 7.5A | Instrument Cluster, A/C Control Module |
| MULTI MEDIA | 15A | CD Player, Audio, A/V & Navigation Head Unit |
| MEMORY 2 | 7.5A | Not Used |
| AMP | 25A | AMP |
| P/SEAT DRV | 30A | Driver Seat Manual Switch, Driver IMS Module |
| MDPS | 7.5A | MDPS Unit |
| MODULE 1 | 7.5A | Key Interlock, Driver/Passenger Smart Key Outside Handle, Driver/Passenger Door Module |
| SUNROOF | 20A | Sunroof Motor |
| SPARE 1 | 10A | - |
| SEATER FRIT | 20A | Front Seat Warmer Control Module |
| MODULE 7 | 7.5A | Front Seat Warmer Control Module, Rear Seat Warmer Control Module, Sunroof Motor |
| PDM 3 | 7.5A | Smart Key Control Module, Immobilizer Module |
| BRAKE SWITCH | 7.5A | Stop Lamp Switch, Smart Key Control Module |
| PDM 2 | 7.5A | Smart Key Control Module, Immobilizer Module |
| START | 7.5A | W/O Smart Key : Ignition Switch, Transaxle Range Switch, Ignition Lock Switch / With Smart Key : Transaxle Range Switch, Smart Key Control Module, PCM |
| A/CON 1 | 7.5A | Ionizer, A/C Control Module, E/R Junction Block (A/Con Relay, Blower Relay) |
| AIR BAG | 15A | SRS Control Module, Passenger Occupant Detection Sensor |
| MODULE 3 | 10A | Stop Lamp Switch, BCM, Sport Mode Switch, Driver/Passenger Door Module |
| IG1 | 25A | PCB Block (Fuse : ABS3, ECU5, TCU2) |
| PDM 1 | 15A | Smart Key Control Module |
| HEATED STEERING | 15A | BCM |
| MODULE 6 | 7.5A | BCM, Smart Key Control Module |
| MODULE 5 | 10A | Crash Pad Switch, Electro Chromic Mirror, AT Shift Lever Indicator, A/V & Navigation Head Unit, Audio, A/C Control Module, Console Switch L/RPH, Head Lamp L/RPH, Front Seat Warmer Control Module, Rear Seat Warmer Control Module, Driver IMS Module |
| AEB | 10A | AEB Module |
| A/CON 2 | 10A | E/R Junction Block (Blower Relay), Blower Motor, Blower Resistor, A/C Control Module |
| WIPER 1 | 25A | Wiper Motor, PCB Block (Front Wiper (Low) Relay) |
| WASHER | 15A | Multifunction Switch |
| MODULE 4 | 10A | DBL Unit, Lane Departure Warning System, Parking Assist Buzzer, BCM, Blind Spot Detection Radar L/RPH |
| SPARE 2 | 10A | - |
| MODULE 2 | 10A | E/R Junction Block (Power Outlet Relay), USB Charging Connector, Smart Key Control Module, BCM, Audio, A/V & Navigation Head Unit, CD Player, Power Outside Mirror Switch, AMP |

※ USE THE DESIGNATED FUSE ONLY