

Component Procedures: Seat Belt Height Adjuster

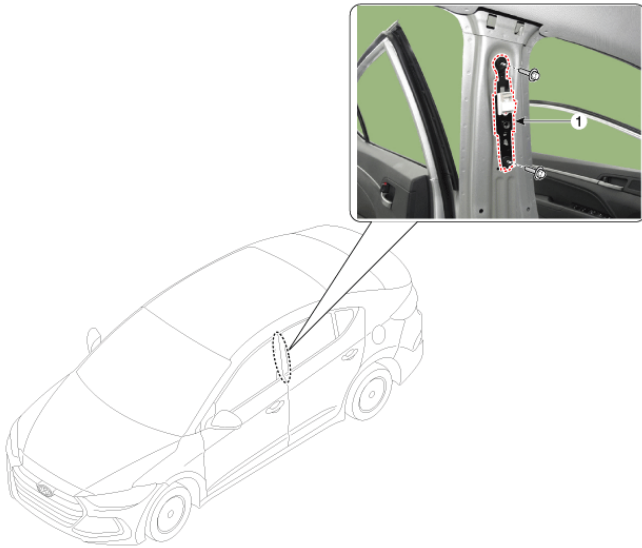
Table of Contents

1. Front Seat Belt Height Adjust - Components and Components Location (Article 45096)
2. Front Seat Belt Height Adjust - Repair Procedures (Article 45097)

Component Procedures: Seat Belt Height Adjuster

Front Seat Belt Height Adjust - Components and Components Location (Article 45096)

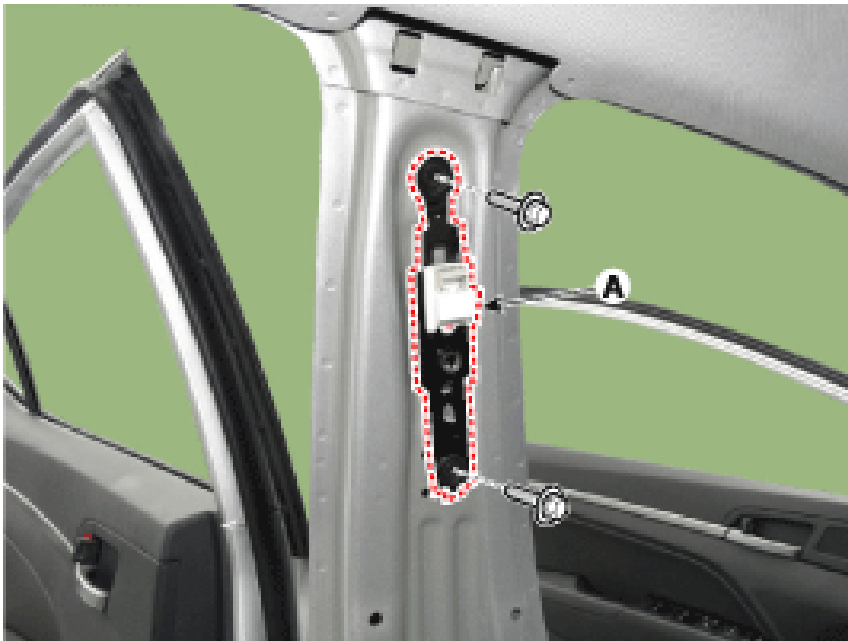
- Component Location




1. Height adjust

Front Seat Belt Height Adjust - Repair Procedures (Article 45097)

- Replacement
- Remove the front seat belt upper anchor. (Refer to Front Seat Belt - "Front Seat Belt Pretensioner")
- After loosening the mounting bolts, remove the height adjust (A). Tightening torque : 39.2 - 53.9 N.m (4.0 - 5.5 kgf.m, 28.9 - 39.8 lb-ft)



- To install, reverse the removal procedure. Replace any damaged clips (or pin-type retainers).
Replace any damaged clips (or pin-type retainers).



Information

- Replace any damaged clips (or pin-type retainers).