

# **Component Procedures: Hood Latch**

## **Table of Contents**

1. Parts and Labor (itype\_189)
2. Hood Latch - Components and Components Location (Article 45125)
3. Hood Latch - Repair Procedures (Article 45126)

# Component Procedures: Hood Latch

## Parts and Labor (itype\_189)

### Parts

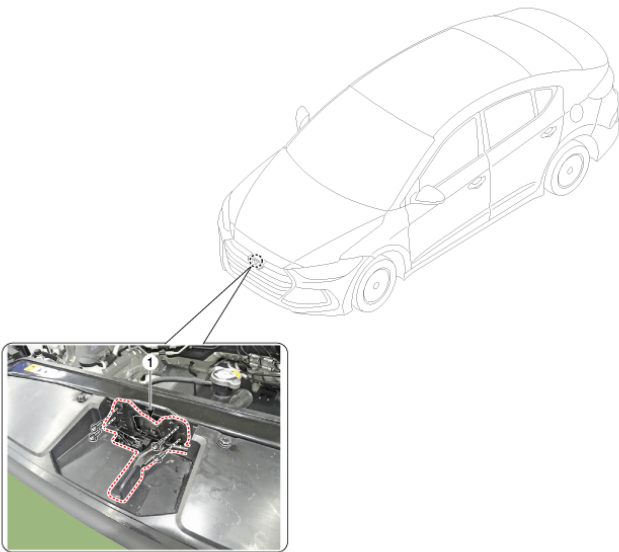
Qualifier	Part #	Name	Price	Note
Hood	81130F2500	Lock	94.24	

### Labor

Operation	Qualifier Path	Skill	Std Hrs	Wty Hrs
Remove & Replace	Hood > Lock, R&R	B	0.3	0.0

## Hood Latch - Components and Components Location (Article 45125)


- Component Location




1. Hood latch assembly

## Hood Latch - Repair Procedures (Article 45126)


- Replacement
- [ Hood lower latch assembly]
- Remove the front bumper . (Refer to Front Bumper - "Front Bumper Cover")
- Loosen the mounting clips and remove the air duct (A).




- Disconnect the hood latch release cable (A).




- Disconnect the connector (A), then remove the wiring mounting clips.



- Loosen the mounting bolts (A) and disengage the filler neck assembly. Tightening torque : 3.9 - 5.9 N.m (0.4 - 0.6 kgf.m, 2.9 - 4.3 lb-ft)




- Loosen the mounting bolts and remove the hood latch assembly (A). Tightening torque : 7.8 - 11.8 N.m (0.8 - 1.2 kgf.m, 5.8 - 8.7 lb-ft)



- To install, reverse the removal procedure. Make sure the hood latch release cable is connected properly. Make sure the hood lock s / unlocks and opens / closes properly. Adjust the latch alignment. Replace any damaged clips (or retainers or fasteners)

Make sure the hood latch release cable is connected properly. Make sure the hood lock s / unlocks and opens / closes properly. Adjust the latch alignment. Replace any damaged clips (or retainers or fasteners)



# Information

- Make sure the hood latch release cable is connected properly.
- Make sure the hood lock s / unlocks and opens / closes properly.
- Adjust the latch alignment.
- Replace any damaged clips (or retainers or fasteners)